



# **EQUIPMENT CATALOGUE EXPORT**

**LIFTING EQUIPMENT  
and Original Accessories**

**EFFECTIVE FROM MARCH 2026**

---

**REL. MARCH 2026**

## COLOR TABLE

1) The standard company color of our lifting equipment is red RAL 3002 (-> /16 or /15) and grey RAL 7016 ( /34).

2) Any request for special painting according to the official RAL table has a specific fee (the surcharge is listed in the price list based on the selected range of lifters).

	RAL 3002 Corghi	/16
	RAL 3000 Citroen Red	/12
	RAL 7015 Mercedes Grey	/52
	RAL 7011 Mercedes Grey	/33
	RAL 7012 Mercedes Grey	/65
	RAL 7040 Volkswagen / Fiat / Porsche Grey	/39
	RAL 7030 Maserati / Ferrari Grey	/69
	RAL 7016 BMW Grey	/34 (orange-peel)
	RAL 5011 Peugeot Blue	/A4 or /22 (orange-peel)
	RAL 1003 Renault Yellow	/45
	RAL 7042 Renault Grey	/38
	RAL 9005 Lamborghini Black	/90 (orange-peel)

## WARNING

THE CUSTOMIZATION KIT IS COMPULSORY AND MUST BE ALWAYS ORDERED TOGETHER WITH THE PART-NO. OF THE SELECTED LIFT.

Nexion SpA reserves the right to change the specifications of its products at any time without prior notice. The company declines all responsibility in the event of claims deriving from the use of non-original accessories or spare parts with consequent forfeiture of the EC declaration of conformity.

## UNDER-WHEEL SCISSOR LIFTS

ERCO X5000 WITH LIFT TABLE SERIES	
ERCO X5000 WITHOUT LIFT TABLE SERIES	
INSTALLATION CONFIGURATION - X5000 WITH LIFT TABLE	
INSTALLATION CONFIGURATION - X5000 WITHOUT LIFT TABLE	
COMPULSORY ACCESSORIES - X5000	
OPTIONAL ACCESSORIES - X5000	
ERCO X4300 SERIES	
INSTALLATION CONFIGURATION X4300	
OPTIONAL ACCESSORIES - X4300	
ERCO XC5500 CT LT	
ERCO XC5500 CT	
ERCO XC5500	
ERCO XC4500 CT LT	
ERCO XC4500 CT	
ERCO XC4500	

## INGROUND LIFTS

ERCO IL635.2 EVO	
ERCO IL3502 EVO	
ERCO IL5502	
COMPULSORY ACCESSORIES	

## UNDERBODY DOUBLE SCISSOR LIFTS - HIGH PROFILE

ERCO 351 T - IN PIT VERSION	
ERCO 401 T - IN PIT VERSION	

## UNDERBODY DOUBLE SCISSOR LIFTS - HIGH PROFILE ECO-LINE

ERCO 351 E - IN PIT VERSION	
ERCO 401 E - IN PIT VERSION	

## UNDERBODY DOUBLE SCISSOR LIFTS - HIGH PROFILE

ACCESSORIES OPTIONAL - ERCO 351T - 401T - 351E - 401E - IN PIT VERSION	
ERCO C361T E	
ERCO C401T E	

## UNDERBODY DOUBLE SCISSOR LIFTS - LOW PROFILE

SERIES: ERCO 630 / 635 / 640	
ACCESSORIES FOR COMPLETION OF NEUTRAL INSTALLATION	

## UNDERBODY DOUBLE SCISSOR LIFTS - LOW PROFILE ECO LINE

SERIES: ERCO 630 E / 635 E	
OPTIONAL ACCESSORIES	

## UNDERBODY DOUBLE SCISSOR LIFTS - LOW PROFILE

ERCO C632 EF	
ERCO C636 EF	

	<b>ELECTRO-MECHANICAL TWO POST LIFTS</b>	<b>59</b>
	ERCO 3002 CBP	59
5	COMPULSORY ACCESSORIES - ERCO 3002 CBP	60
5	OPTIONAL ACCESSORIES - ERCO 3002 CBP	60
6	ERCO 3212 N	61
7	ERCO 3222 N CEL	62
7	ERCO 4022 N CEL	63
8	ERCO 4022 ELX	64
10	ERCO 5022 CEL	65
15	COMPULSORY ACCESSORIES - ERCO 3212N-3222N-4022N-4022 ELX-5022 CEL	66
16	OPTIONAL ACCESSORIES - ERCO 3212N-3222N-4022N-4022 ELX-5022 CEL	67
19		
23	<b>ELECTRO-HYDRAULIC TWO POST LIFTS</b>	<b>69</b>
24	SERIE ERCO H3202	69
25	COMPULSORY ACCESSORIES - ERCO H3202 SERIES	70
26	OPTIONAL ACCESSORIES - ERCO H3202 SERIES	70
27	ERCO HC3502 B	71
28	ERCO HC4502 B	72
	ERCO H4002 E SERIES	75
31	ERCO H4002 N SERIES	76
31	ERCO H5002 SERIES	77
32	COMPULSORY ACCESSORIES - SERIES: ERCO H4002E - H4002N - H5002	78
33	OPTIONAL ACCESSORIES - SERIES: ERCO H4002E - H4002N - H5002	79
34	ERCO H5502 XV	80
	COMPULSORY ACCESSORIES - H5502 XV	81
38	OPTIONAL ACCESSORIES - H5502 XV	81
38	ERCO HC4002	82
38	ERCO HC4502	85
39	ERCO HC5502	86
39		
39		
40	<b>ELECTRO-HYDRAULIC FOUR POST LIFTS</b>	<b>89</b>
40	ERCO 4004 SERIES	89
40	ERCO 5004 SERIES	90
42	COMPULSORY ACCESSORIES - SERIES: ERCO 4004 - 5004	91
43	OPTIONAL ACCESSORIES - SERIES: ERCO 4004 - 5004	91
45		
45	<b>UNDERBODY SCISSOR LIFTS - LOW PROFILE</b>	<b>93</b>
47	SERIES: ERCO 500 / 505	93
51	OPTIONAL ACCESSORIES	95
51	ERCO C350 B	97
53		
54	<b>CAR LIFTING PLATFORMS</b>	<b>99</b>
55	ERCO 25 TP	99
56	OPTIONAL ACCESSORIES - ERCO 25 TP	100

<b>MOTORBIKE LINE</b>	<b>101</b>
BL600	101
BL300	101
OPTIONAL ACCESSORIES - BL600 - BL300	102
<b>AIR HYDRAULIC JACKS</b>	<b>105</b>
CA002 CE	105
CA118	105
CA240	105
CA240P	105
CA330	105
CA440	105
<b>WIRELESS HYDRAULIC MOBILE COLUMNS</b>	<b>106</b>
ERCO-LE H65-H75-H86 SERIES	106
<b>LIFTS FOR TRUCKS AND INDUSTRIAL VEHICLES WITH MOBILE COLUMNS</b>	<b>108</b>
ERCO-LE 75 SERIES	108
ERCO-LE 55 SERIES	109
OPTIONAL ACCESSORIES - ERCO-LE 75 - ERCO-LE 55	110
<b>LIFTS FOR TRUCKS AND INDUSTRIAL VEHICLES</b>	<b>112</b>
KRATOS 28.0 SERIES	112
<b>SCISSORS LIFT FOR INDUSTRIAL VEHICLES</b>	<b>114</b>
BROOKLYN SERIES	114
COMPULSORY ACCESSORIES - BROOKLYN	119

## ERCO X5000 WITH LIFT TABLE SERIES



Code	Electrical Supply	Description
0-42108900/15	400-230V / 3Ph / 50-60Hz	<b>ERCO X5000 LT</b> flat runways
0-42109100/15	400-230V / 3Ph / 50-60Hz	<b>ERCO X5000 LT PT2</b> flat runways, 2 mov. play detector
0-42109110/15	400V / 3Ph / 50Hz	<b>ERCO X5000 LT PT2 FAST</b> flat runways, 2 mov. play detector, FAST version
0-42109150/15	400-230V / 3Ph / 50-60Hz	<b>ERCO X5000 LT PT6</b> flat runways, 6 mov. play detector
0-42109160/15	400V / 3Ph / 50Hz	<b>ERCO X5000 LT PT6 FAST</b> flat runways, 6 mov. play detector, FAST version
0-42109170/15	400V / 3Ph / 50Hz	<b>ERCO X5000 LT PT6 WI FAST</b> flat runways, 6 mov. play detector, FAST version, Wireless for play detector
0-42110000/15	400-230V / 3Ph / 50-60Hz	<b>ERCO X5000 CT LT</b> for complete alignment
0-42105500/15	400-230V / 3Ph / 50-60Hz	<b>ERCO X5000 CT LT PT2</b> for complete alignment, 2 mov. play detector
0-42105600/15	400-230V / 3Ph / 50-60Hz	<b>ERCO X5000 CT LT PT2 FAST</b> for complete alignment, 2 mov. play detector, FAST version
0-42110150/15	400-230V / 3Ph / 50-60Hz	<b>ERCO X5000 CT LT PT6</b> for complete alignment, 6 mov. play detector
0-42110160/15	400V / 3Ph / 50Hz	<b>ERCO X5000 CT LT PT6 FAST</b> for complete alignment, 6 mov. play detector, FAST version
0-42106870/15	400V / 3Ph / 50Hz	<b>ERCO X5000 CT LT PT6 WI FAST</b> for complete alignment, 6 mov. play detector, FAST version, Wireless for play detector

## ERCO X5000 WITHOUT LIFT TABLE SERIES



Code	Electrical Supply	Description
0-42108800/15	400-230V / 3Ph / 50-60Hz	<b>ERCO X5000</b> flat runways
0-42109000/15	400-230V / 3Ph / 50-60Hz	<b>ERCO X5000 PT2</b> flat runways, 2 mov. play detector
0-42109010/15	400V / 3Ph / 50Hz	<b>ERCO X5000 PT2 FAST</b> flat runways, 2 mov. play detector, FAST version
0-42109050/15	400-230V / 3Ph / 50-60Hz	<b>ERCO X5000 PT6</b> flat runways, 6 mov. play detector
0-42109560/15	400V / 3Ph / 50Hz	<b>ERCO X5000 PT6 FAST</b> flat runways, 6 mov. play detector, FAST version
0-42109570/15	400V / 3Ph / 50Hz	<b>ERCO X5000 PT6 WI FAST</b> flat runways, 6 mov. play detector, FAST version, Wireless for play detector
0-42109200/15	400-230V / 3Ph / 50-60Hz	<b>ERCO X5000 CT</b> for complete alignment
0-42109300/15	400-230V / 3Ph / 50-60Hz	<b>ERCO X5000 CT PT2</b> for complete alignment, 2 mov. play detector
0-42109310/15	400V / 3Ph / 50Hz	<b>ERCO X5000 CT PT2 FAST</b> for complete alignment, 2 mov. play detector
0-42109350/15	400-230V / 3Ph / 50-60Hz	<b>ERCO X5000 CT PT6</b> for complete alignment, 6 mov. play detector
0-42109360/15	400V / 3Ph / 50Hz	<b>ERCO X5000 CT PT6 FAST</b> for complete alignment, 6 mov. play detector, FAST version
0-42109370/15	400V / 3Ph / 50Hz	<b>ERCO X5000 CT PT6 WI FAST</b> or complete alignment, 6 mov. play detector, FAST version, Wireless for play detector

## INSTALLATION CONFIGURATION - X5000 WITH LIFT TABLE


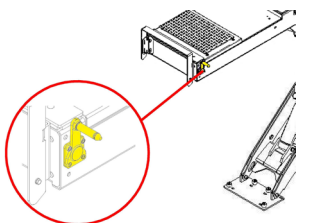

Accessory description		Flush Installation		On-Floor Installation			
		A	B	C	D	E	F
		Flap and Front Stopper	DRIVE-THROUGH Ramps	Ramps on Floor	Hanging ramps	DRIVE-THROUGH Ramps on floor	DRIVE-THROUGH hanging ramps
Accessory description		Quantity	Quantity	Quantity	Quantity	Quantity	Quantity
8-42300048	Floor ramp kit L=1300 mm			1		2	
8-42300054	Flap wheel stop (2pcs)	1	2	1		2	
8-42300055	Front wheel block kit	1		1	1		
8-42300056	On-floor installation kit			1	1	1	1
8-42300057	In-pit installation kit	1	1				
8-42100236/S34	Two-part splitted drive-on ramps L1630 mm				1		2

## INSTALLATION CONFIGURATION - X5000 WITHOUT LIFT TABLE

Accessory description		Flush Installation		On-Floor Installation			
		A	B	C	D	E	F
		Flap and Front Stopper	DRIVE-THROUGH Ramps	Ramps on Floor	Hanging ramps	DRIVE-THROUGH Ramps on floor	DRIVE-THROUGH hanging ramps
Accessory description		Quantity	Quantity	Quantity	Quantity	Quantity	Quantity
8-42300048	Floor ramp kit L=1300 mm			1		2	
8-42300054	Flap wheel stop (2pcs)	1	2	1		2	
8-42300055	Front wheel block kit	1		1	1		
8-42300056	On-floor installation kit			1	1	1	1
8-42300057	In-pit installation kit	1	1				
8-42100236/S34	Two-part splitted drive-on ramps L1630 mm				1		2

<b>COMPULSORY ACCESSORIES - X5000</b>			
<b>Image</b>	<b>Description</b>	<b>Code</b>	
	<b>Floor ramp kit</b> L=1300 mm	8-42300048	ERCO X 5000 LT ERCO X 5000 LT PT2 ERCO X 5000 LT PT2 FAST ERCO X 5000 LT PT6 ERCO X 5000 LT PT6 FAST ERCO X 5000 LT PT6 Wi FAST ERCO X 5000 CT LT ERCO X 5000 CT LT PT2 ERCO X 5000 CT LT PT2 FAST ERCO X 5000 CT LT PT6 ERCO X 5000 CT LT PT6 FAST ERCO X 5000 CT LT PT6 Wi FAST ERCO X 5000 ERCO X 5000 PT2 ERCO X 5000 PT2 FAST ERCO X 5000 PT6 ERCO X 5000 PT6 FAST ERCO X 5000 PT6 Wi FAST ERCO X 5000 CT ERCO X 5000 CT PT2 ERCO X 5000 CT PT2 FAST ERCO X 5000 CT PT6 ERCO X 5000 CT PT6 FAST ERCO X 5000 CT PT6 Wi FAST
	<b>Flap wheel stop (2 pieces)</b>	8-42300054	ERCO X 5000 LT ERCO X 5000 LT PT2 ERCO X 5000 LT PT2 FAST ERCO X 5000 LT PT6 ERCO X 5000 LT PT6 FAST ERCO X 5000 LT PT6 Wi FAST ERCO X 5000 CT LT ERCO X 5000 CT LT PT2 ERCO X 5000 CT LT PT2 FAST ERCO X 5000 CT LT PT6 ERCO X 5000 CT LT PT6 FAST ERCO X 5000 CT LT PT6 Wi FAST ERCO X 5000 ERCO X 5000 PT2 ERCO X 5000 PT2 FAST ERCO X 5000 PT6 ERCO X 5000 PT6 FAST ERCO X 5000 PT6 Wi FAST ERCO X 5000 CT ERCO X 5000 CT PT2 ERCO X 5000 CT PT2 FAST ERCO X 5000 CT PT6 ERCO X 5000 CT PT6 FAST ERCO X 5000 CT PT6 Wi FAST

<b>COMPULSORY ACCESSORIES - X5000</b>				ERCO X 5000 LT	ERCO X 5000 LT PT2	ERCO X 5000 LT PT2 FAST	ERCO X 5000 LT PT6	ERCO X 5000 LT PT6 FAST	ERCO X 5000 LT PT6 WI FAST	ERCO X 5000 CT LT	ERCO X 5000 CT LT PT2	ERCO X 5000 CT LT PT2 FAST	ERCO X 5000 CT LT PT6	ERCO X 5000 CT LT PT6 FAST	ERCO X 5000 CT LT PT6 WI FAST	ERCO X 5000	ERCO X 5000 PT2	ERCO X 5000 PT2 FAST	ERCO X 5000 PT6	ERCO X 5000 PT6 FAST	ERCO X 5000 PT6 WI FAST	ERCO X 5000 CT	ERCO X 5000 CT PT2	ERCO X 5000 CT PT2 FAST	ERCO X 5000 CT PT6	ERCO X 5000 CT PT6 FAST	ERCO X 5000 CT PT6 WI FAST
Image	Description	Code																									
	Front wheel block kit	8-42300055		○	○	○	○	○	○	○	○	○	○	○	○	○	○	○	○	○	○	○	○	○	○	○	○
	On-floor installation kit (also valid for built-in in a unique pit)	8-42300056		○	○	○	○	○	○	○	○	○	○	○	○	○	○	○	○	○	○	○	○	○	○	○	○
	In-pit installation kit	8-42300057		○	○	○	○	○	○	○	○	○	○	○	○	○	○	○	○	○	○	○	○	○	○	○	○


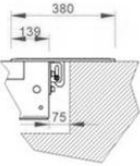
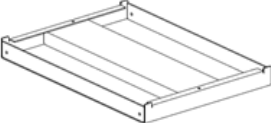
<b>OPTIONAL ACCESSORIES - X5000</b>				ERCO X 5000 LT	ERCO X 5000 LT PT2	ERCO X 5000 LT PT2 FAST	ERCO X 5000 LT PT6	ERCO X 5000 LT PT6 FAST	ERCO X 5000 LT PT6 Wi FAST	ERCO X 5000 CT LT	ERCO X 5000 CT LT PT2	ERCO X 5000 CT LT PT2 FAST	ERCO X 5000 CT LT PT6	ERCO X 5000 CT LT PT6 FAST	ERCO X 5000 CT LT PT6 Wi FAST	ERCO X 5000	ERCO X 5000 PT2	ERCO X 5000 PT2 FAST	ERCO X 5000 PT6	ERCO X 5000 PT6 FAST	ERCO X 5000 PT6 Wi FAST	ERCO X 5000 CT	ERCO X 5000 CT PT2	ERCO X 5000 CT PT2 FAST	ERCO X 5000 CT PT6	ERCO X 5000 CT PT6 FAST	ERCO X 5000 CT PT6 Wi FAST	
Image	Description	Code																										
	<b>Kit of spacers</b> to reduce the size of the turntable housing to 460 mm, only for CT LT versions	8-42300058		-	-	-	-	-	-	o	o	o	o	o	o	-	-	-	-	-	-	-	-	-	-	-	-	
	<b>MKS Supports</b> for sensor heads, Exact 7000 wheel aligner for MKS Mercedes mode	8-42100158		-	-	-	-	-	-	o	o	o	o	o	o	-	-	-	-	-	-	o	o	o	o	o	o	
	<b>Extra floor ramp kit</b> L closed =1120 mm L open =1920 mm L intermediate =1520 mm	8-42300030		o	o	o	o	o	o	o	o	o	o	o	o	o	o	o	o	o	o	o	o	o	o	o	o	

<b>OPTIONAL ACCESSORIES - X5000</b>				ERCO X 5000 LT	ERCO X 5000 LT PT2	ERCO X 5000 LT PT2 FAST	ERCO X 5000 LT PT6	ERCO X 5000 LT PT6 FAST	ERCO X 5000 LT PT6 Wi FAST	ERCO X 5000 CT LT	ERCO X 5000 CT LT PT2	ERCO X 5000 CT LT PT2 FAST	ERCO X 5000 CT LT PT6	ERCO X 5000 CT LT PT6 FAST	ERCO X 5000 CT LT PT6 Wi FAST	ERCO X 5000	ERCO X 5000 PT2	ERCO X 5000 PT2 FAST	ERCO X 5000 PT6	ERCO X 5000 PT6 FAST	ERCO X 5000 PT6 Wi FAST	ERCO X 5000 CT	ERCO X 5000 CT PT2	ERCO X 5000 CT PT2 FAST	ERCO X 5000 CT PT6	ERCO X 5000 CT PT6 FAST	ERCO X 5000 CT PT6 Wi FAST
<b>Image</b>	<b>Description</b>	<b>Code</b>																									
	<b>Lighting kit (4 leds)</b>	8-42300060		O	O	O	O	O	O	O	O	O	O	O	O	O	O	O	O	O	O	O	O	O	O	O	O
	<b>Two-part splitted drive-on ramps L1630 mm</b>	8-42100236/S34		O	O	O	O	O	O	O	O	O	O	O	O	O	O	O	O	O	O	O	O	O	O	O	O
	<b>Pipe extensions kit L= 4m</b>	8-42300064		-	O	O	O	O	O	-	O	O	O	O	O	-	-	-	-	-	-	-	-	-	-	-	-
	<b>Pipe extensions kit L= 4m Versione LT</b>	8-42300095		O	-	-	-	-	-	O	-	-	-	-	-	-	-	-	-	-	-	-	-	-	-	-	-
	<b>Pipe extensions kit L= 4m</b>	8-42300097		-	-	-	-	-	-	-	-	-	-	-	-	-	O	O	O	O	O	-	O	O	O	O	O
	<b>Pipe extensions kit L= 4m Versione non LT</b>	8-42300094		-	-	-	-	-	-	-	-	-	-	-	O	-	-	-	-	-	O	-	-	-	-	-	-
	<b>Pipe extensions kit L= 2m</b>	8-42300080		-	O	O	O	O	O	-	O	O	O	O	O	-	-	-	-	-	-	-	-	-	-	-	-
	<b>Pipe extensions kit L= 2m</b>	8-42300100		O	-	-	-	-	-	O	-	-	-	-	-	-	-	-	-	-	-	-	-	-	-	-	
	<b>Pipe extensions kit L= 2m</b>	8-42300102		-	-	-	-	-	-	-	-	-	-	-	-	O	O	O	O	O	O	-	O	O	O	O	O
	<b>Pipe extensions kit L= 2m</b>	8-42300099		-	-	-	-	-	-	-	-	-	-	-	O	-	-	-	-	-	O	-	-	-	-	-	

## OPTIONAL ACCESSORIES - X5000

Image	Description	Code	ERCO X 5000 LT	ERCO X 5000 LT PT2	ERCO X 5000 LT PT2 FAST	ERCO X 5000 LT PT6	ERCO X 5000 LT PT6 FAST	ERCO X 5000 LT PT6 Wi FAST	ERCO X 5000 CT LT	ERCO X 5000 CT LT PT2	ERCO X 5000 CT LT PT2 FAST	ERCO X 5000 CT LT PT6	ERCO X 5000 CT LT PT6 FAST	ERCO X 5000 CT LT PT6 Wi FAST	ERCO X 5000	ERCO X 5000 PT2	ERCO X 5000 PT2 FAST	ERCO X 5000 PT6	ERCO X 5000 PT6 FAST	ERCO X 5000 PT6 Wi FAST	ERCO X 5000 CT	ERCO X 5000 CT PT2	ERCO X 5000 CT PT2 FAST	ERCO X 5000 CT PT6	ERCO X 5000 CT PT6 FAST	ERCO X 5000 CT PT6 Wi FAST	
	<b>Protection kit for pipes, 1 mt.</b>	8-42300081	○	○	○	○	○	○	○	○	○	○	○	○	○	○	○	○	○	○	○	○	○	○	○	○	○
	<b>Angle protections kit for pipes</b>	8-42300082	○	○	○	○	○	○	○	○	○	○	○	○	○	○	○	○	○	○	○	○	○	○	○	○	○
	<b>Frame set for in-pit installation (2pcs)</b> Long.= 5910mm Larg.= 816mm H= 336mm	8-42300083	○	○	○	○	○	○	○	○	○	○	○	○	○	○	○	○	○	○	○	○	○	○	○	○	○
	<b>MCTC edges kit</b> (required only for revision lift if installed on floor).	8-42300084	○	○	○	○	○	○	○	○	○	○	○	○	○	○	○	○	○	○	○	○	○	○	○	○	○

<b>OPTIONAL ACCESSORIES - X5000</b>				ERCO X 5000 LT	ERCO X 5000 LT PT2	ERCO X 5000 LT PT2 FAST	ERCO X 5000 LT PT6	ERCO X 5000 LT PT6 FAST	ERCO X 5000 LT PT6 Wi FAST	ERCO X 5000 CT LT	ERCO X 5000 CT LT PT2	ERCO X 5000 CT LT PT2 FAST	ERCO X 5000 CT LT PT6	ERCO X 5000 CT LT PT6 FAST	ERCO X 5000 CT LT PT6 Wi FAST	ERCO X 5000	ERCO X 5000 PT2	ERCO X 5000 PT2 FAST	ERCO X 5000 PT6	ERCO X 5000 PT6 FAST	ERCO X 5000 PT6 Wi FAST	ERCO X 5000 CT	ERCO X 5000 CT PT2	ERCO X 5000 CT PT2 FAST	ERCO X 5000 CT PT6	ERCO X 5000 CT PT6 FAST	ERCO X 5000 CT PT6 Wi FAST
Image	Description	Code																									
	<b>Pair of beams</b> for all-terrain vehicles	8-42300047		○	○	○	○	○	○	○	○	○	○	○	-	-	-	-	-	-	-	-	-	-	-	-	-
	<b>KTPI-22</b> Pneumo-hydraulic cross beam (2200 kg)	8-42100015		○	○	○	○	○	○	○	○	○	○	○	○	○	○	○	○	○	○	○	○	○	○	○	○
	<b>Customization kit</b> for KTPI-22	8-42100013		○	○	○	○	○	○	○	○	○	○	○	○	○	○	○	○	○	○	○	○	○	○	○	○
IMAGE NOT AVAILABLE	<b>Optional air connection kit</b> with hose reel (Attention: must be ordered together with the lift, it's not included with the scissor Jack)	8-42100162		○	○	○	○	○	○	○	○	○	○	○	○	○	○	○	○	○	○	○	○	○	○	○	○
	<b>Set of 4 pads</b> H=80 mm	8-42300027		○	○	○	○	○	○	○	○	○	○	○	○	○	○	○	○	○	○	○	○	○	○	○	○

<b>OPTIONAL ACCESSORIES - X5000</b>				ERCO X 5000 LT	ERCO X 5000 LT PT2	ERCO X 5000 LT PT2 FAST	ERCO X 5000 LT PT6	ERCO X 5000 LT PT6 FAST	ERCO X 5000 LT PT6 WI FAST	ERCO X 5000 CT LT	ERCO X 5000 CT LT PT2	ERCO X 5000 CT LT PT2 FAST	ERCO X 5000 CT LT PT6	ERCO X 5000 CT LT PT6 FAST	ERCO X 5000 CT LT PT6 WI FAST	ERCO X 5000	ERCO X 5000 PT2	ERCO X 5000 PT2 FAST	ERCO X 5000 PT6	ERCO X 5000 PT6 FAST	ERCO X 5000 PT6 WI FAST	ERCO X 5000 CT	ERCO X 5000 CT PT2	ERCO X 5000 CT PT2 FAST	ERCO X 5000 CT PT6	ERCO X 5000 CT PT6 FAST	ERCO X 5000 CT PT6 WI FAST
<b>Image</b>	<b>Description</b>	<b>Code</b>																									
	<b>Set of 4 pads</b> H=40 mm	8-42300028		○	○	○	○	○	○	○	○	○	○	○	○	○	○	○	○	○	○	○	○	○	○	○	○
	<b>Shortened flap</b> , adding an extra length of only 75mm, instead of 300mm with standard flap. Is especially useful for recessed installation into existing recess	8-42120023		○	○	○	○	○	○	-	-	-	-	-	○	○	○	○	○	○	○	-	-	-	-	-	
 x2	<b>Set of 2 filling pieces</b> , 450mm powder coated. Needed when no turning tables are used	8-42120034		-	-	-	-	-	-	○	○	○	○	○	-	-	-	-	-	-	○	○	○	○	○	○	

## ERCO X4300 SERIES






4300

Code	Electrical Supply	Description	
0-42110500/15	400-230V / 3Ph / 50-60Hz	<b>ERCO X4300 CT</b> for complete alignment.	
0-42116900/15	400-230V / 3Ph / 50-60Hz	<b>ERCO X4300 LT</b> with lift table	
0-42110700/15	400-230V / 3Ph / 50-60Hz	<b>ERCO X4300 CT LT</b> for complete alignment and Lift Table.	
0-42110750/15	400-230V / 3Ph / 50-60Hz	<b>ERCO X4300 CT LT</b> for complete alignment and Lift Table, runways length= 4200.	
0-42110400/15	400-230V / 3Ph / 50-60Hz	<b>ERCO X4300</b> flat runways.	
0-42111100/15	400-230V / 3Ph / 50-60Hz	<b>ERCO X4300 PT6</b> flat runways, 6 mov.play detector.	
0-42111110/15	400-230V / 3Ph / 50-60Hz	<b>ERCO X4300 PT6 FAST</b> flat runways, 6 mov.play detector, FAST version.	
0-42112910/15	400-230V/3PH/50-60HZ	<b>ERCO X4300 LT PT6 FAST</b> flat runways, 6 mov.play detector, Lift Table, FAST version	
0-42112810/15	400-230V/3PH/50-60HZ	<b>ERCO X4300 CT LT PT6 FAST</b> for complete alignment, flat runways, 6 mov.play detector, Lift Table, FAST version	




## INSTALLATION CONFIGURATION X4300

		Flush Installation		On-Floor Installation			
		A	B	C	D	E	F
		Flap and Front Stopper	DRIVE-THROUGH Ramps	Ramps on Floor	Hanging ramps	DRIVE-THROUGH Ramps on floor	DRIVE-THROUGH hanging ramps
Accessory description		Quantity	Quantity	Quantity	Quantity	Quantity	Quantity
8-42300048	Floor ramp kit L=1300 mm			1		2	
8-42300054	Flap wheel stop (2pcs)	1	2	1		2	
8-42300055	Front wheel block kit	1		1	1		
8-42300056	On-floor installation kit			1	1	1	1
8-42300057	In-pit installation kit	1	1				
8-42100236/S34	Two-part splitted drive-on ramps L1630 mm				1		2




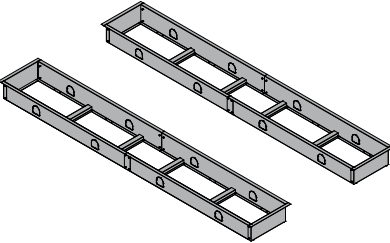
## COMPULSORY ACCESSORIES - X4300

Image	Description	Code						ERCO X 4300	ERCO X 4300 PT6	ERCO X 4300 PT6 FAST	ERCO X 4300 CT	ERCO X 4300 CT LT
	<b>Floor ramp kit</b> L=1300 mm	8-42300048						O	O	O	O	O
	<b>Flap wheel stop (2 pcs)</b>	8-42300054						O	O	O	O	O
	<b>Front wheel block kit</b>	8-42300055						O	O	O	O	O

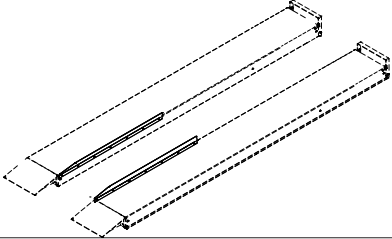


## COMPULSORY ACCESSORIES - X4300

Image	Description	Code						ERCO X 4300	ERCO X 4300 PT6	ERCO X 4300 PT6 FAST	ERCO X 4300 CT	ERCO X 4300 CT LT
	<b>On-floor installation kit</b> (also valid for built-in in a unique pit)	8-42300056						O	O	O	O	O
	<b>In-pit installation kit</b>	8-42300057						O	O	O	O	O
	<b>Kit of spacers</b> to reduce the size of the turntable housing to 460 mm, only for CT LT version	8-42120029						-	-	-	-	O


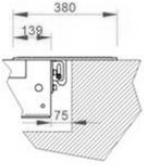
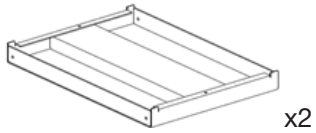
<b>OPTIONAL ACCESSORIES - X4300</b>				ERCO X 4300	ERCO X 4300 PT6	ERCO X 4300 PT6 FAST	ERCO X 4300 CT	ERCO X 4300 CT LT
<b>Image</b>	<b>Description</b>	<b>Code</b>						
	<b>MKS 3D alignment kit for ramps</b>	8-42100157		-	-	-	○	○
	<b>Extra floor ramp kit</b> L closed = 1120 mm L open = 1920 mm L intermediate = 1520 mm	8-42300030		○	○	○	○	○
	<b>Lighting kit (4 leds)</b>	8-42300060		○	○	○	○	○
	<b>Set of 4 pads, H=80 mm.</b>	8-42300027		○	○	○	○	○
	<b>Set of 4 pads, H=40 mm.</b>	8-42300028		○	○	○	○	○

OPTIONAL ACCESSORIES - X4300				ERCO X 4300	ERCO X 4300 PT6	ERCO X 4300 PT6 FAST	ERCO X 4300 CT	ERCO X 4300 CT LT
Image	Description	Code						
	<b>Two-part splitted drive-on ramps</b> L1630 mm	8-42100236/S34		<input type="checkbox"/>	<input type="checkbox"/>	<input type="checkbox"/>	<input type="checkbox"/>	<input type="checkbox"/>
	<b>Protection kit</b> for pipes L= 1mt	8-42300081		<input type="checkbox"/>	<input type="checkbox"/>	<input type="checkbox"/>	<input type="checkbox"/>	<input type="checkbox"/>
	<b>Angle protections kit</b> for pipes	8-42300082		<input type="checkbox"/>	<input type="checkbox"/>	<input type="checkbox"/>	<input type="checkbox"/>	<input type="checkbox"/>
	<b>Frame se for in-pit installation</b> (2pcs) Long. = 5210 mm Larg. = 815 mm h. = 320 mm	8-42120016		<input type="checkbox"/>	<input type="checkbox"/>	<input type="checkbox"/>	<input type="checkbox"/>	<input type="checkbox"/>

## OPTIONAL ACCESSORIES - X4300

OPTIONAL ACCESSORIES - X4300				ERCO X 4300	ERCO X 4300 PT6	ERCO X 4300 PT6 FAST	ERCO X 4300 CT	ERCO X 4300 CT LT
Image	Description	Code						
	<b>MCTC edges kit</b> (required only for revision lift if installed on floor).	8-42120017		O	O	O	O	O
	<b>Pair of beams</b> for all-terrain vehicles, L=1800 mm	8-42300047		-	-	-	-	O
	<b>Pipe extensions kit</b> L= 4m	8-42300095		-	-	-	-	O
	<b>Pipe extensions kit</b> L= 4m	8-42300097		-	O	O	-	-
	<b>Pipe extensions kit</b> L= 4m	8-42300094		O	-	-	O	-
	<b>Pipe extensions kit</b> L= 2m	8-42300100		-	-	-	-	O
	<b>Pipe extensions kit</b> L= 2m	8-42300102		-	O	O	-	-
	<b>Pipe extensions kit</b> L= 2m	8-42300099		O	-	-	O	-

## OPTIONAL ACCESSORIES - X4300

				ERCO X 4300	ERCO X 4300 PT6	ERCO X 4300 PT6 FAST	ERCO X 4300 CT	ERCO X 4300 CT LT
Image	Description	Code						
	<b>KTPI-22</b> Pneumo-hydraulic cross beam (2200 kg)	8-42100015		○	○	○	○	○
IMAGE NOT AVAILABLE	<b>Customization kit</b> for KTPI-22	8-42100013		○	○	○	○	○
IMAGE NOT AVAILABLE	<b>Optional air connection kit</b> with hose reel (Attention: must be ordered together with the lift, it's not included with the scissor Jack)	8-42100162		○	○	○	○	○
	<b>Shortened flap</b> , adding an extra length of only 75mm, instead of 300mm with standard flap. Is especially useful for recessed installation into existing recess	8-42120023		○	○	○	○	○
	<b>Set of 2 filling pieces</b> , 450mm powder coated. Needed when no turning tables are used	8-42120034		-	-	-	○	○

## ERCO XC5500 CT LT



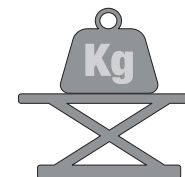
Main features:

Low profile platform scissor lift with lifting table for wheel alignment.  
Automatic runway levelling system with master/slave hydraulic circuit.  
Capacity: 5.500 kg  
Runway length: 4600 mm / 5200 mm



All models supplied with:-1 Set of 4 hard rubber blocks.

**5.500 KG**



pn	power/supply	description	
0-42116000/15	230-400V/3Ph/50-60Hz	<b>ERCO XC5500 CT LT, with LT Lift table</b> , runway length 4.600 mm	
8-42100163		<b>Customization kit</b> for ERCO XC5500 CT LT compulsory	
0-42116010/15	230-400V/3Ph/50-60Hz	<b>ERCO XC5500 CT LT I, with LT lift table</b> , runway length 4600 mm, in-pit installation	
8-42100223		<b>Customization kit - ERCO XC5500 CT LT I</b> , compulsory	
0-42116500/15	230-400V/3Ph/50-60Hz	<b>ERCO XC5500 CT LT, with LT lift table</b> , runway length 5200 mm	
8-42100219		<b>Customization kit - ERCO XC5500 CT LT</b> , compulsory	
0-42116510/15	230-400V/3Ph/50-60Hz	<b>ERCO XC5500 CT LT I, with LT lift table</b> , runway length 5200 mm, in-pit installation	
8-42100224		<b>Customization kit - ERCO XC5500 CT LT</b> , compulsory	

## ERCO XC5500 CT

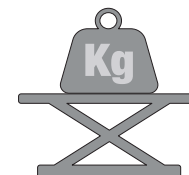
Main features:

Low profile platform scissor lift for wheel alignment.  
Automatic runway levelling system with master/slave hydraulic circuit.  
Capacity: 5.500 kg  
Runway length: 4600 mm / 5200 mm



All models supplied with:-1 Set of 4 hard rubber blocks.

**5.500 KG**



pn	power/supply	description	
0-42112100/15	230-400V/3Ph/50-60Hz	<b>ERCO XC5500 CT</b> , runway length 4.600 mm	
8-42100164		<b>Customization kit</b> for ERCO XC5500 CT compulsory	
0-42112110/15	230-400V/3Ph/50-60Hz	<b>ERCO XC5500 CT I</b> , runway length 4600 mm, in-pit installation	
8-42100226		<b>Customization kit</b> - ERCO XC5500 CT I, compulsory	
0-42116600/15	230-400V/3Ph/50-60Hz	<b>ERCO XC5500 CT</b> , runway length 5200 mm	
8-42100220		<b>Customization kit</b> - ERCO XC5500 CT, compulsory	
0-42116610/15	230-400V/3Ph/50-60Hz	<b>ERCO XC5500 CT I</b> , runway length 5200 mm, in-pit installation	
8-42100227		<b>Customization kit</b> - ERCO XC5500 CT, compulsory	

## ERCO XC5500

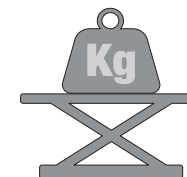
Main features:

Low profile platform scissor lift for service/inspection.  
Automatic runway levelling system with master/slave hydraulic circuit.  
Capacity: 5.500 kg  
Runway length: 4600 mm / 5200 mm



All models supplied with:-1 Set of 4 hard rubber blocks.

**5.500 KG**



pn	power/supply	description	
0-42112300/15	230-400V/3Ph/50-60Hz	<b>ERCO XC5500</b> , runway length 4.600 mm	
8-42100166		<b>Customization kit</b> for ERCO XC5500 compulsory	
0-42112310/15	230-400V/3Ph/50-60Hz	<b>ERCO XC5500 I</b> , runway length 4600 mm, in-pit installation	
8-42100229		<b>Customization kit</b> - ERCO XC5500 CT I, compulsory	
0-42116800/15	230-400V/3Ph/50-60Hz	<b>ERCO XC5500</b> , runway length 5200 mm	
8-42100221		<b>Customization kit</b> - ERCO XC5500, compulsory	
0-42116810/15	230-400V/3Ph/50-60Hz	<b>ERCO XC5500 I</b> , runway length 5200 mm, in-pit installation	
8-42100230		<b>Customization kit</b> - ERCO XC5500, compulsory	

## ERCO XC4500 CT LT

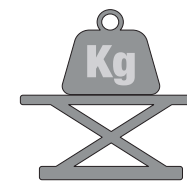
Main features:

Low profile platform scissor lift with lifting table for wheel alignment.  
Automatic runway levelling system with master/slave hydraulic circuit.  
Capacity: 4.500 kg  
Runway length: 4200 mm



All models supplied with:-1 Set of 4 hard rubber blocks.

**4.500 KG**



pn	power/supply	description	
0-42116100/15	230-400V/3Ph/50-60Hz	<b>ERCO XC4500 CT LT</b> , with LT lift table, runway length 4200 mm	
8-42100167		<b>Customization kit</b> - ERCO XC4500 CT LT, compulsory	
0-42116110/15	230-400V/3Ph/50-60Hz	<b>ERCO XC4500 CT LT I</b> , with LT lift table, runway length 4200 mm, in-pit installation	
8-42100222		<b>Customization kit</b> - ERCO XC4500 CT LT I, compulsory	

## ERCO XC4500 CT

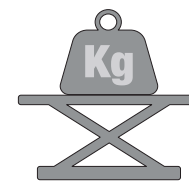
Main features:

Low profile platform scissor lift with lifting table for wheel alignment.  
Automatic runway levelling system with master/slave hydraulic circuit.  
Capacity: 4.500 kg  
Runway length: 4200 mm



All models supplied with: -1 Set of 4 hard rubber blocks.

**4.500 KG**



pn	power/supply	description	
0-42116200/15	230-400V/3Ph/50-60Hz	<b>ERCO XC4500 CT</b> , runway length 4200 mm	
8-42100168		<b>Customization kit</b> - ERCO XC4500 CT LT, compulsory	
0-42116210/15	230-400V/3Ph/50-60Hz	<b>ERCO XC4500 CT LT I</b> , with LT lift table, runway length 4200 mm, in-pit installation	
8-42100225		<b>Customization kit</b> - ERCO XC4500 CT LT I, compulsory	

## ERCO XC4500

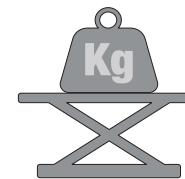
Main features:

Low profile platform scissor lift with lifting table for wheel alignment.  
Automatic runway levelling system with master/slave hydraulic circuit.  
Capacity: 4.500 kg  
Runway length: 4200 mm






All models supplied with:-1 Set of 4 hard rubber blocks.

**4.500 KG**

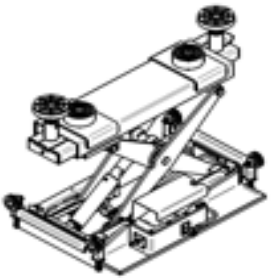
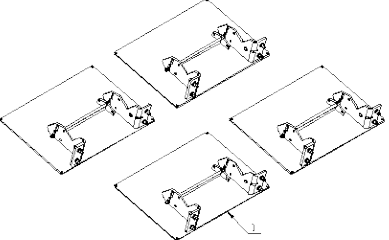


pn	power/supply	description	
0-42116400/15	230-400V/3Ph/50-60Hz	<b>ERCO XC4500</b> , runway length 4200 mm	
8-42100170		<b>Customization kit</b> - ERCO XC4500, compulsory	
0-42116410/15	230-400V/3Ph/50-60Hz	<b>ERCO XC4500 I</b> , runway length 4200 mm, in-pit installation	
8-42100228		<b>Customization kit</b> - ERCO XC4500 I, compulsory	

## LOW PROFILE PLATFORM SCISSOR LIFTS

Picture	Description	Code	
<b>COMPULSORY ACCESSORIES FOR ERCO XC5500 - XC4500</b>			
	<b>Set of cross bars</b> , to be ordered with the lift, compulsory for usage of 2 jacking beams, recommended for wheel alignment, standard colour grey RAL 7016 fixed	8-42100218	
	<b>Crossbar set</b> (2 bars and 4 pads), L=1800 mm.	8-42300047	
	<b>Kit of 4 rubber</b> blocks height 80 mm.	8-42300027	
IMAGE NOT AVAILABLE	Complete low- <b>voltage lighting kit</b>	8-42100185	
IMAGE NOT AVAILABLE	<b>Extension</b> for pipes = 2 mt (for lift with LT)	8-42100183	
IMAGE NOT AVAILABLE	<b>Extension</b> for pipes = 4 mt (for lift with LT)	8-42100184	
IMAGE NOT AVAILABLE	<b>Extension</b> for pipes = 2 mt (for lift without LT)	8-42100173	
IMAGE NOT AVAILABLE	<b>Extension</b> for pipes = 4 mt (for lift without LT)	8-42100174	

## LOW PROFILE PLATFORM SCISSOR LIFTS

Picture	Description	Code	
	<p><b>Scissor Jack</b> 2,2 ton. Gray Ral 7016 Can only be used together with set of cross bars P/N 8-42100218</p>	<p>J804-0000000</p>	
	<p><b>Transformation kit</b> from surface-mounted to recessed installation</p>	<p>8-42100249/00</p>	

## ERCO IL635.2 EVO

- Electro-hydraulic twin-ram lift, superstructure with two flat lifting supports.
- Capacity: 3.500 kg
- For repairs and maintenance
- Waterproof steel cassette
- Hydraulic unit:
  - Hard-chrome plated cylinder
  - Flexible synchronization and safety system
  - Corrosion-free guiding elements
  - Hydraulic pump unit with immersed motor
  - Pneumatic emergency lowering
  - Programmable pushbutton control unit
- Superstructure:
  - Two lifting supports, lengthwise adjustable RAL 9006

10 liter hydraulic oil, viscosity 22, must be provided by the customer



Each lift is composed by three parts , each of them is compulsory to create a complete machine:  
hydraulic unit, steel cassette, superstructure

Code	Electrical Supply	Description
<b>HYDRAULIC UNIT AND STEEL CASSETTE SUPPLIED SEPARATELY</b>		
0-48100501/00	230-400V/3Ph+N+PE/50Hz/16A	<b>Hydraulic unit</b> for ERCO IL635.2 EVO - stroke 1915 mm, compulsory
8-48100065		<b>Compulsory customization kit</b> for the hydraulic pump unit
8-48100062		<b>Steel cassette</b> (Piston distance: 1550mm), compulsory
<b>HYDRAULIC UNIT PRE-ASSEMBLED IN STEEL CASSETTE</b>		
0-48100551	230-400V/3Ph+N+PE/50Hz/16A	<b>Hydraulic unit</b> for ERCO IL635.2 EVO - stoke 1915 mm, pre-assembled from factory in steel cassette
8-48100065		<b>Compulsory customization kit</b> for the hydraulic pump unit
<b>SUPERSTRUCTURES</b>		
8-48100061/00		<b>Superstructure with flat lifting supports</b> for ERCO IL635.2 EVO, lenght 160-220, min. wheel base 2400 mm including XY heads, compulsory
8-48100066		<b>Compulsory customization kit</b> for the superstructure

## ERCO IL3502 EVO

- Electro-hydraulic twin-ram lift, superstructure with arms.
- Capacity: 3.500 kg
- For repairs and maintenance
- Waterproof steel cassette

Hydraulic unit:

- Hard-chrome plated cylinder
- Flexible synchronization and safety system
- Corrosion-free guiding elements
- Hydraulic pump unit with immersed motor
- Pneumatic emergency lowering
- Programmable pushbutton control unit

Superstructure:

- Double telescopic arms (3-stages) RAL 7016
- Internal arm locking system.

10 liter hydraulic oil, viscosity 22, must be provided by the customer



Each lift is composed by three parts , each of them is compulsory to create a complete machine:  
hydraulic unit, steel cassette, superstructure

Code	Electrical Supply	Description
<b>HYDRAULIC UNIT AND STEEL CASSETTE SUPPLIED SEPARATELY</b>		
0-48100401/00	230-400V/3Ph+N+PE/50Hz/16A	<b>Hydraulic unit</b> for ERCO IL3502 EVO - stroke 1915 mm, compulsory
8-48100067		<b>Compulsory customization kit</b> for the hydraulic pump unit
8-48100064		<b>Steel cassette</b> (L=2300 mm - H= 2415 mm), compulsory
<b>HYDRAULIC UNIT PRE-ASSEMBLED IN STEEL CASSETTE</b>		
0-48100451	230-400V/3Ph+N+PE/50Hz/16A	<b>Hydraulic unit</b> for ERCO IL3502 EVO - stoke 1915 mm, pre-assembled from factory in steel cassette
8-48100067		<b>Compulsory customization kit</b> for the hydraulic pump unit
<b>SUPERSTRUCTURE</b>		
8-48100063/00		<b>Swivel arm superstructure</b> 3.5 to., double telescopic lifting pads, pick-up height min. 95mm/ max. 174mm, Ø50mm
8-48100068		<b>Compulsory customization kit</b> for the superstructure

## ERCO IL5502

- Electro-hydraulic twin-ram lift, superstructure with arms.
- Capacity: 5.500 kg
- For repairs and maintenance
- Waterproof steel cassette

Hydraulic unit:

- Hard-chrome plated cylinder
- Flexible synchronization and safety system
- Corrosion-free guiding elements
- Hydraulic pump unit with immersed motor
- Pneumatic emergency lowering
- Programmable pushbutton control unit

Superstructure:


- Double telescopic arms (3-stages) RAL 7016
- Internal arm locking system.







17 liter hydraulic oil, viscosity 22, must be provided by the customer













Each lift is composed by three parts , each of them is compulsory to create a complete machine : hydraulic unit, steel cassette, superstructure

Code	Electrical Supply	Description	
<b>HYDRAULIC UNIT AND STEEL CASSETTE SUPPLIED SEPARATELY</b>			
0-48100301/64	230-400V/3Ph+N+PE/50Hz/16A	<b>Hydraulic unit for ERCO IL5502</b> - stroke 1860 mm, compulsory	
8-48100004		<b>Compulsory customization kit</b> for the hydraulic pump unit	
8-48100018		<b>Steel cassette</b> (L=2150 mm - H= 2455 mm), compulsory	
<b>HYDRAULIC UNIT PRE-ASSEMBLED IN STEEL CASSETTE</b>			
0-48100351	230-400V/3Ph+N+PE/50Hz/16A	<b>Hydraulic unit</b> for ERCO IL5502 - stoke 1860 mm, pre-assembled from factory in steel cassette	
8-48100004		<b>Compulsory customization kit</b> for the hydraulic pump unit	
<b>SUPERSTRUCTURE</b>			
8-48100055/64		<b>Superstructure with swivel arms</b> for ERCO IL5502, universal lifting area, Ø50 mm hole for lifting pads, with Ø50-40 mm reducers, min. height 135 mm, COMPULSORY	
8-48100033		<b>Compulsory customization kit</b> for the superstructure	

<b>COMPULSORY ACCESSORIES</b>				ERCO IL635.2 EVO	ERCO IL3502 EVO	ERCO IL5502
<b>Image</b>	<b>Description</b>	<b>Code</b>				
	<b>Set of cables 10 m</b>	8-48100006		○	○	○

<b>OPTIONAL ACCESSORIES</b>				ERCO IL635.2 EVO	ERCO IL3502 EVO	ERCO IL5502
Image	Description	Code				
	<b>U-Profile Traverse of installation</b> of inground lift steel cassette 160x85x2000 (reusable, 2 pcs are needed for 1 cassette)	8-48100080		○	○	-
	<b>U-Profile Traverse of installation</b> of inground lift steel cassette 160x85x2000 (reusable, 2 pcs are needed for 1 cassette)	NX1208101		-	-	○
	<b>Kit of 4 e-car adapters</b> for ø50 mm pick-up	8-48100075		-	○	○
 x4	<b>Rubber blocks</b> 40mm, 120x120xØ100, 1 set = 4 pcs RECOMMENDED	8-48100008		○	-	-
 x4	<b>Rubber blocks</b> 60 mm, 1 set = 4 pieces	8-48100010		○	-	-
 x1	<b>Lifting pad extension</b> 50mm - Ø50mm – 1 piece	8-48100057		-	○	○
 x1	<b>Lifting pad extension</b> 100mm - Ø50mm – 1 piece	8-48100058		-	○	○

<b>OPTIONAL ACCESSORIES</b>				ERCO IL635.2 EVO	ERCO IL3502 EVO	ERCO IL5502
<b>Image</b>	<b>Description</b>	<b>Code</b>				
	<b>Lifting pad</b> single-telescopic ø120/ø50 max 4 ton. - working range 78-110 mm (1 piece)	8-48100069		-	○	-
	<b>Lifting pad</b> double-telescopic ø120/ø50 max 4 ton. - working range 95-174 mm (1 piece)	8-48100070		-	○	-
	<b>Lifting pad</b> single telescopic, working range 147-238mm, for lifts with max. lift capacity 6500 kg, for ø50mm pick-up hole (1 piece)	8-48100077		-	-	○
	<b>Manual unlocking system</b> for 3.5 t Saa, 1 set = 4 pcs	8-48100022		-	○	-
<b>NEW!</b> 	<b>Multi-quick adapter</b>	NX1316064		-	-	○

<b>OPTIONAL ACCESSORIES</b>				ERCO IL635.2 EVO	ERCO IL3502 EVO	ERCO IL5502
<b>Image</b>	<b>Description</b>	<b>Code</b>				
 x4	<b>Kit of 4 wheel support adapters</b> , excentric pick-up, max. 1000 kg for each adapter for ø50mm pick-up hole	8-48100073		-	○	-
<b>IMAGE NOT AVAILABLE</b>	<b>Kit of 4 reducers</b> for wheel support adapters [- ø 600 mm]	8-48100074		-	○	-
 x4	<b>Kit of 4 wheel support adapters</b> , centred pick-up ø50 mm, max. 1500 kg for each adapter for ø50mm pick-up hole	8-48100078		-	-	○
<b>IMAGE NOT AVAILABLE</b>	<b>Reducer ø50 -&gt; ø40</b> , for the use of ø40mm insert size lifting pads in arms with an insert diameter of ø50mm, 1 piece	8-48100079		-	-	○
 x2	<b>Rubber drive-on support</b> (50x500x1000mm) 1 Kit = 2pcs	8-48100026		-	○	○
 x2	<b>Set of lifting pads</b> Crafter/Sprinter 1 Set = 2 pieces, pin-shape for ø40mm pick-up hole	8-48100029		-	-	○
 x2	<b>Set of lifting pads</b> "Crafter/Sprinter" 1 Set = 2 pieces, V-shape for ø40mm pick-up hole	8-48100030		-	-	○

**ERCO 351 T - IN PIT VERSION**

**ERCO 401 T - IN PIT VERSION**



3500



4000



Code	Electrical Supply	Description	
0-41104003/15	230V / 1Ph / 50-60Hz	<b>ERCO 351T in-pit version</b> extension runways.	
0-41104001/15	230-400V / 3Ph / 50-60Hz	<b>ERCO 351T in-pit version</b> extension runways.	
0-41104103/15	230V / 1Ph / 50-60Hz	<b>ERCO 401T in-pit version</b> extension runways.	
0-41104101/15	230-400V / 3Ph / 50-60Hz	<b>ERCO 401T in-pit version</b> extension runways.	

## ERCO 351 E - IN PIT VERSION

## ERCO 401 E - IN PIT VERSION

“Eco” models:  
double Master-Slave system,  
no electronics on scissors side,  
oil included




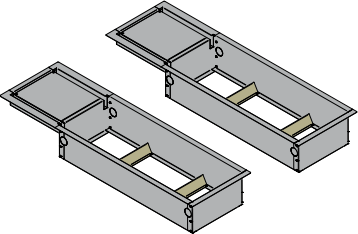

3500



4000



Code	Electrical Supply	Description	
0-41107400/15	230-400V/3PH/50-60Hz	<b>ERCO 351E double master-slave system</b> no electronics on scissors side, in-pit installation, 600 mm extensions (oil included)	
0-41107402/15	230V/1PH/50-60Hz	<b>ERCO 351E double master-slave system</b> no electronics on scissors side, in-pit installation, 600 mm extensions (oil included)	
0-41107410/15	230-400V/3PH/50-60Hz	<b>ERCO 401E double master-slave system</b> no electronics on scissors side, in-pit installation, 600 mm extensions (oil included)	
0-41107412/15	230V/1PH/50-60Hz	<b>ERCO 401E double master-slave system</b> no electronics on scissors side, in-pit installation, 600 mm extensions (oil included)	

<b>ACCESSORIES OPTIONAL - ERCO 351T - 401T - 351E - 401E - IN PIT VERSION</b>				ERCO 351T	ERCO 401T	ERCO 351E	ERCO 401E
<b>Image</b>	<b>Description</b>	<b>Code</b>					
	<b>Set of masonry screws</b> (8 pcs.)	8-41100203		O	O	O	O
	<b>Frame set</b> for ERCO 351T - 351 E in-pit installation, 2 pcs	8-41100172		O	-	O	-
	<b>Frame set</b> for ERCO 401T - 401 E in-pit installation, 2 pcs	8-41100171		-	O	-	O
	<b>Extensions</b> for pipes and cables, 1 mt	8-41100131		O	O	-	-
	<b>Extensions</b> for pipes and cables, 2 mt	8-41100132		O	O	-	-
	<b>Extensions</b> for pipes and cables, 1 mt	8-41100184		-	-	O	O
	<b>Extensions</b> for pipes and cables, 2 mt	8-41100185		-	-	O	O

ACCESSORIES OPTIONAL - ERCO 351T - 401T - 351E - 401E - IN PIT VERSION				ERCO 351T	ERCO 401T	ERCO 351E	ERCO 401E
Image	Description	Code					
	<b>Set of 4 pads</b> H=80 mm	8-42300027		<input type="radio"/>	<input type="radio"/>	<input type="radio"/>	<input type="radio"/>
	<b>Set of 4 pads</b> H=40 mm	8-42300028		<input type="radio"/>	<input type="radio"/>	<input type="radio"/>	<input type="radio"/>
	<b>Pair of beams</b> for all-terrain vehicles L=1800 mm	8-42300047		<input type="radio"/>	<input type="radio"/>	<input type="radio"/>	<input type="radio"/>

## ERCO C361T E

Main features:

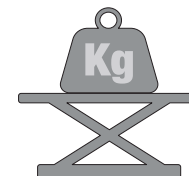
Lift.Alignment of the runways with a dual MASTER/SLAVE circuit.  
Capacity: 3.600 kg

Hydraulic oil, viscosity 32, must be provided by the customer



All models supplied with:  
-1 Set of 4 hard rubber blocks.

**3.600 KG**



pn	power/supply	description	
0-41106300/15	230V/400V-3PH-50/60HZ	<b>ERCO C361T E</b> - Red RAL 3002 Orange peel - Capacity 3.600 kg.	
0-41106302/15	230V/1Ph/50Hz	<b>ERCO C361T E</b> - Red RAL 3002 Orange peel - Capacity 3.600 kg.	
0-41106303/15	230V/1Ph/60Hz	<b>ERCO C361T E</b> - Red RAL 3002 Orange peel - Capacity 3.600 kg.	
8-41100192		<b>Customization kit</b> for ERCO C361T E (Compulsory)	

## ERCO C401T E

Main features:


Lift Alignment of the runways with a dual MASTER/SLAVE circuit.  
Capacity: 4.000 kg

Hydraulic oil, viscosity 32, must be provided by the customer







All models supplied with:  
-1 Set of 4 hard rubber blocks.

4.000 KG



pn	power/supply	description	
0-41106400/15	230V/400V-3PH-50/60HZ	<b>ERCO C401T E</b> - Red RAL 3002 Orange peel - Capacity 4.000 kg.	
0-41106402/15	230V/1Ph/50Hz	<b>ERCO C401T E</b> - Red RAL 3002 Orange peel - Capacity 4.000 kg.	
0-41106403/15	230V/1Ph/60Hz	<b>ERCO C401T E</b> - Red RAL 3002 Orange peel - Capacity 4.000 kg.	
8-41100193		<b>Customization kit</b> for ERCO C401T E (Compulsory)	

<b>HIGH PROFILE DOUBLE SCISSOR LIFTS</b>			
Picture	Description	Code	
<b>COMPULSORY ACCESSORIES FOR ERCO C 361T E AND ERCO C 401T E</b>			
	<b>Set of masonry screws (8 pcs.)</b> For all models in the range	8-41100203	
<b>OPTIONAL ACCESSORIES FOR ERCO C 361T E AND ERCO C 401T E</b>			
	<b>Crossbar set</b> (2 bars and 4 pads), L=1800 mm.	8-42300047	
	<b>Flush installation frame set</b> (2 pcs) for lifts with 3.6 t capacity	8-41100204	
	<b>Flush installation frame set</b> (2 pcs) for lifts with 4.0 t capacity	8-41100242	
IMAGE NOT AVAILABLE	<b>Extensions</b> for pipes and cables L = 1 m.	8-41100184	
IMAGE NOT AVAILABLE	<b>Extensions</b> for pipes and cables L = 2 m.	8-41100185	
	<b>Kit of 4 rubber blocks</b> height 80 mm	8-42300027	

SERIES: ERGO 630 / 635 / 640



Code	Electrical Supply	Description
<b>LOADING CAPACITY 3000 KG.</b>		
0-41000100487/1534	400-230V/3PH/50-60Hz	<b>ERCO630F on-floor installation</b> , with flaps and double master/slave (oil included)
0-41000100465/1534	400-230V/3PH/50-60Hz	<b>ERCO630FI in-pit installation</b> with flaps and double master/slave (oil included)
0-41000100476/1534	400-230V/3PH/50-60Hz	<b>ERCO630FS on-floor installation</b> with flaps and mechanical safety lock (oil included)
0-41000100500/1534	400-230V/3PH/50-60Hz	<b>ERCO630FSI in-pit installation</b> with flaps and mechanical safety lock (oil included)

Code	Electrical Supply	Description
<b>LOADING CAPACITY 3500 KG.</b>		
0-41000100514/1534	400-230V/3PH/50-60Hz	<b>ERCO635FS on-floor installation</b> with flaps and mechanical safety lock (oil included)
0-41000100619/1534	400-230V/3PH/50-60Hz	<b>ERCO635FSI in-pit installation</b> with flaps and mechanical safety lock (oil included)
0-41000100252/1534	400-230V/3PH/50-60Hz	<b>ERCO635S on-floor installation</b> with extension runways and mechanical safety lock (oil included)
0-41000100386/1534	400-230V/3PH/50-60Hz	<b>ERCO635SI in-pit installation</b> with extension runways and mechanical safety lock (oil included)
0-41000100519/1534	400-230V/3PH/50-60Hz	<b>ERCO635F on-floor installation</b> with flaps and double master/slave (oil included)
0-41000100580/1534	400-230V/3PH/50-60Hz	<b>ERCO635FI in-pit installation</b> with flaps and double master/slave (oil included)
0-41000100256/1534	400-230V/3PH/50-60Hz	<b>ERCO635 on-floor installation</b> with extension runways and double master/slave (oil included)
0-41000100254/1534	400-230V/3PH/50-60Hz	<b>ERCO635I in-pit installation</b> with extension runways and double master/slave (oil included)
<b>LOADING CAPACITY 4000 KG.</b>		
0-41000100298/1534	400-230V/3PH/50-60Hz	<b>ERCO640S on-floor installation</b> with extension runways and mechanical safety lock (oil included)
0-41000100698/1534	400-230V/3PH/50-60Hz	<b>ERCO640SI in-pit installation</b> with extension runways and mechanical safety lock (oil included)

Should you need a different power supply, neutral version or a special colour combination, or should you not need the oil as standard, kindly refer to the following configurator system :

CONFIGURATOR SYSTEM for special configurations

0-410001	CONFIGURATOR UNIQUE CODE
<b>LOADING CAPACITY 3000 KG.</b>	<b>ERCO 630 FS</b> with flaps and mechanical safety lock, 230-400V/3PH/50-60Hz
	<b>ERCO 630 F</b> with flaps and double master/slave, 230-400V/3PH/50-60Hz
<b>LOADING CAPACITY 3500 KG.</b>	<b>ERCO 635 FS</b> with flaps and mechanical safety lock, 230-400V/3PH/50-60Hz
	<b>ERCO 635 S</b> with extension runways and mechanical safety lock, 230-400V/3PH/50-60Hz
	<b>ERCO 635 F</b> with flaps and double master/slave, 230-400V/3PH/50-60Hz
<b>LOADING CAPACITY 4000 KG.</b>	<b>ERCO 635</b> with extension runways and double master/slave, 230-400V/3PH/50-60Hz
	<b>ERCO 640 S</b> with extension runways and mechanical safety lock, 230-400V/3PH/50-60Hz

<b>INSTALLATION MODE</b>	
Description	
ON-FLOOR Installation	
IN-PIT Installation	
Neutral Version	

<b>ALTERNATIVE CONFIGURATIONS</b>	
Description	
<b>Voltage:</b> 230V/1Ph/50-60Hz	
<b>Hydraulic Oil</b>	
<b>Special Color #1:</b> new color instead of usual red color RAL 3002 (grey color RAL 7016 remain unchanged)	
<b>Special Color #2:</b> new colors instead of usual combination red color RAL 3002 + grey color RAL 7016	
Hot dip galvanizing treatment on the lift	
Hot dip galvanizing treatment on accessories	

As a completion of the installation with Neutral Version, one the four accessories highlighted in green color has to be purchased (see “Accessories for completion of Neutral Installation”)

<b>ACCESSORIES FOR COMPLETION OF NEUTRAL INSTALLATION</b>				Erco 630 FS	Erco 630 FSI	Erco 630 F	Erco 630 FI	Erco 635 FS	Erco 635 FSI	Erco 635 S	Erco 635 SI	Erco 635 F	Erco 635 FI	Erco 635	Erco 635 I	Erco 640 S	Erco 640 SI
Image	Description	Code															
IMAGE NOT AVAILABLE	On-floor <b>installation kit</b> (neutral version) when ordering a lift with extensions	8-41120001		-	-	-	-	-	-	O	-	-	-	O	-	O	-
IMAGE NOT AVAILABLE	In-pit <b>installation kit</b> (neutral version) when ordering a lift with extensions	8-41120002		-	-	-	-	-	-	-	O	-	-	-	O	-	O
IMAGE NOT AVAILABLE	On-floor <b>installation kit</b> (neutral version) when ordering a lift with flaps	8-41120003		-	-	-	-	O	-	-	-	O	-	-	-	-	-
IMAGE NOT AVAILABLE	In-pit <b>installation kit</b> (neutral version) when ordering a lift with flaps	8-41120004		-	O	-	O	-	O	-	-	-	O	-	-	-	-

ACCESSORIES FOR COMPLETION OF NEUTRAL INSTALLATION				ERCO 630 FS	ERCO 630 FSI	ERCO 630 F	ERCO 630 FI	ERCO 635 FS	ERCO 635 FSI	ERCO 635 S	ERCO 635 SI	ERCO 635 F	ERCO 635 FI	ERCO 635	ERCO 635 I	ERCO 640 S	ERCO 640 SI
Image	Description	Code															
	<b>Set of long ramps H=50</b> for on-floor version, for ERCO 635 S, ERCO 635, ERCO 640 S	8-41100206		-	-	-	-	-	-	0	-	-	-	0	-	0	-
	<b>Set of long ramps H=50</b> for on-floor version, for ERCO 630 FS, ERCO 630 F, ERCO 635 FS	8-41100207		0	-	0	-	0	-	-	-	0	-	-	-	-	-
	<b>Extensions for pipes 1mt.</b> (cables and protection cover included)	8-41100145		-	-	0	0	-	-	-	-	0	0	0	0	-	-
	<b>Extensions for pipes 2mt.</b> (cables and protection cover included)	8-41100146		-	-	0	0	-	-	-	-	0	0	0	0	-	-
	<b>Extensions for pipes 1mt.</b> (cables and protection cover included)	8-41100149		0	0	-	-	0	0	0	0	-	-	-	-	0	0
	<b>Extensions for pipes 2mt.</b> (cables and protection cover included)	8-41100150		0	0	-	-	0	0	0	0	-	-	-	-	0	0

<b>ACCESSORIES FOR COMPLETION OF NEUTRAL INSTALLATION</b>				Erco 630 FS	Erco 630 FSI	Erco 630 F	Erco 630 FI	Erco 635 FS	Erco 635 FSI	Erco 635 S	Erco 635 SI	Erco 635 F	Erco 635 FI	Erco 635 I	Erco 635 I	Erco 640 S	Erco 640 SI
Image	Description	Code															
	Off-the-road <b>vehicle cross bar</b> (2 pcs)	8-42300047		O	O	O	O	O	O	O	O	O	O	O	O	O	O
	<b>Kit of 4</b> rubber blocks height 80 mm.	8-42300027		O	O	O	O	O	O	O	O	O	O	O	O	O	O
	<b>Kit of 4</b> rubber blocks height 40 mm.	8-42300028		O	O	O	O	O	O	O	O	O	O	O	O	O	O
	<b>Angle pipe protection</b> cover	8-41100143		O	-	O	-	O	-	O	-	O	-	O	-	O	-
	<b>Frame set</b> for ERCO 630 FI, 630 FSI, 635 FI, 635 FSI to be ordered together with P/N 8-41100165	8-41100167		-	O	-	O	-	O	-	-	-	O	-	-	-	-
	<b>Frame set</b> for ERCO 635 I, 635 SI, 640 SI	8-41100166		-	-	-	-	-	-	-	O	-	-	-	O	-	O
	Support for flaps kit for in-pit installation kit <b>Mandatory for recessed installation</b>	8-41100165		-	O	-	O	-	O	-	-	-	O	-	-	-	-

## ACCESSORIES FOR COMPLETION OF NEUTRAL INSTALLATION

Image	Description	Code	Erco 630 FS	Erco 630 FSI	Erco 630 F	Erco 630 FI	Erco 635 FS	Erco 635 FSI	Erco 635 S	Erco 635 SI	Erco 635 F	Erco 635 FI	Erco 635 I	Erco 640 S	Erco 640 SI
<b>CIVIL WORKS - RESEARCH CODES FOR THE WEBSITE PRIVATE AREA - ONLY FOR IN-PIT VERSIONS</b>															
		0-410001ERCO630FSI													
		0-410001ERCO630FI													
		0-410001ERCO635FSI													
		0-410001ERCO635SI													
		0-410001ERCO635FI													
		0-410001ERCO635I													
		0-410001ERCO640SI													





**SERIES: ERCO 630 E / 635 E**





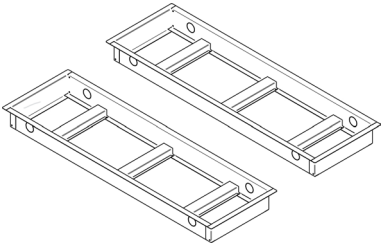
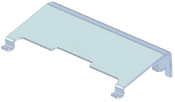
“Eco models:  
double Master-Slave system,  
no electronics on scissor side,  
oil included”



Code	Electrical Supply	Description
<b>LOADING CAPACITY 3000 KG.</b>		
0-41106910/15	230-400V/3PH/50-60Hz	<b>ERCO 630E</b> double master-slave system, no electronics on scissors side, on-floor installation, 600 mm extensions, min height 105 mm (oil included)
0-41106912/15	230V/1PH/50Hz	<b>ERCO 630E</b> double master-slave system, no electronics on scissors side, on-floor installation, 600 mm extensions, min height 105 mm (oil included)
0-41106960/15	230-400V/3PH/50-60Hz	<b>ERCO 630E I</b> double master-slave system, no electronics on scissors side, in-pit installation, 600 mm extensions (oil included)
0-41106962/15	230V/1PH/50Hz	<b>ERCO 630E I</b> double master-slave system, no electronics on scissors side, in-pit installation, 600 mm extensions (oil included)

Code	Electrical Supply	Description	
<b>LOADING CAPACITY 3000 KG.</b>			
0-41106900/15	230-400V/3PH/50-60Hz	<b>ERCO 630E F</b> double master-slave system, no electronics on scissors side, on-floor installation, 285 mm short ramps, min height 105 mm (oil included)	
0-41106902/15	230V/1PH/50Hz	<b>ERCO 630E F</b> double master-slave system, no electronics on scissors side, on-floor installation, 285 mm short ramps, min height 105 mm (oil included)	
0-41106950/15	230-400V/3PH/50-60Hz	<b>ERCO 630E F I</b> double master-slave system, no electronics on scissors side, in-pit installation, 285 mm short ramps (oil included)	
0-41106952/15	230V/1PH/50Hz	<b>ERCO 630E F I</b> double master-slave system, no electronics on scissors side, in-pit installation, 285 mm short ramps (oil included)	
<b>LOADING CAPACITY 3500 KG.</b>			
0-41105910/15	230-400V/3PH/50-60Hz	<b>ERCO 635E</b> double master-slave system, no electronics on scissors side, on-floor installation, 600 mm extensions, min height 115 mm (oil included)	
0-41105912/15	230V/1PH/50Hz	<b>ERCO 635E</b> double master-slave system, no electronics on scissors side, on-floor installation, 600 mm extensions, min height 115 mm (oil included)	
0-41105960/15	230-400V/3PH/50-60Hz	<b>ERCO 635E I</b> double master-slave system, no electronics on scissors side, in-pit installation, 600 mm extensions (oil included)	
0-41105962/15	230V/1PH/50Hz	<b>ERCO 635E I</b> double master-slave system, no electronics on scissors side, in-pit installation, 600 mm extensions (oil included)	
0-41105900/15	230-400V/3PH/50-60Hz	<b>ERCO 635E F</b> double master-slave system, no electronics on scissors side, on-floor installation, 285 mm short ramps, min height 115 mm (oil included)	
0-41105902/15	230V/1PH/50Hz	<b>ERCO 635E F</b> double master-slave system, no electronics on scissors side, on-floor installation, 285 mm short ramps, min height 115 mm (oil included)	
0-41105950/15	230-400V/3PH/50-60Hz	<b>ERCO 635E F I</b> double master-slave system, no electronics on scissors side, in-pit installation, 285 mm short ramps, min height 115 mm (oil included)	
0-41105952/15	230V/1PH/50Hz	<b>ERCO 635E F I</b> double master-slave system, no electronics on scissors side, in-pit installation, 285 mm short ramps, min height 115 mm (oil included)	
<b>Special Color #1:</b> new color instead of usual red color RAL 3002 (grey color RAL 7016 remain unchanged)			
<b>Special Color #2:</b> new colors instead of usual combination red color RAL 3002 + grey color RAL 7016			

<b>OPTIONAL ACCESSORIES</b>				Erco 630E	Erco 630E I	Erco 630E F	Erco 630E FI	Erco 635E	Erco 635E I	Erco 635E F	Erco 635E FI
<b>Image</b>	<b>Description</b>	<b>Code</b>									
	<b>Set of masonry screws (8 pcs.)</b>	8-41100203		O	O	O	O	O	O	O	O
	<b>Set of long ramps H =50 for on-floor version</b>	8-41100206		O	-	-	-	O	-	-	-
	<b>Set of long ramps H=50 for on-floor version,</b>	8-41100207		-	-	O	-	-	-	O	-
	<b>Extensions for pipes 1 mt.</b> (cables and protection cover included)	8-41100159		O	O	O	O	O	O	O	O
	<b>Extensions for pipes 2 mt.</b> (cables and protection cover included)	8-41100160		O	O	O	O	O	O	O	O

<b>OPTIONAL ACCESSORIES</b>				Erco 630E	Erco 630E I	Erco 630E F	Erco 630E FI	Erco 635E	Erco 635E I	Erco 635E F	Erco 635E FI
<b>Image</b>	<b>Description</b>	<b>Code</b>									
	<b>Angle pipe</b> protection cover	8-41100143		O	-	O	-	O	-	O	-
	<b>Off-the-road vehicle</b> cross bar (2 pcs)	8-42300047		O	O	O	O	O	O	O	O
	<b>Kit of 4</b> rubber blocks height 80 mm	8-42300027		O	O	O	O	O	O	O	O
	<b>Kit of 4</b> rubber blocks height 40 mm	8-42300028		O	O	O	O	O	O	O	O
	<b>Frame set</b> to be ordered together with P/N 8-41100165	8-41100167		-	-	-	O	-	-	-	O
	<b>Frame set</b>	8-41100166		-	O	-	-	-	O	-	-
 x4	Support for flaps kit for in-pit installation kit <b>Mandatory for recessed installation</b>	8-41100165		-	-	-	O	-	-	-	O

## ERCO C632 EF

Main features:

Low profile double scissor lift Alignment of the runways with a dual MASTER/SLAVE circuit without mechanical safety racks. Runboards version with flaps (F).  
Capacity: 3.200 kg



25 liter hydraulic oil, viscosity 32, must be provided by the customer



All models supplied with:  
-1 Set of 4 hard rubber blocks.

**3.200 KG**



pn	power/supply	description	
0-41106000/15	230V/400V-3PH-50/60HZ	<b>ERCO C632 EF</b> - Red RAL 3002 Orange peel - Capacity 3.200 kg.	
0-41106002/15	230V/1Ph/50Hz	<b>ERCO C632 EF</b> - Red RAL 3002 Orange peel - Capacity 3.200 kg.	
0-41106003/15	230V/1Ph/60Hz	<b>ERCO C632 EF</b> - Red RAL 3002 Orange peel - Capacity 3.200 kg.	
8-41100189		<b>Customization kit</b> for ERCO C632 EF (Compulsory)	

## ERCO C636 EF

Main features:

Low profile double scissor lift. Alignment of the runways with a dual MASTER/SLAVE circuit without mechanical safety racks. Runboards version with flaps (F).  
Capacity: 3.600 kg

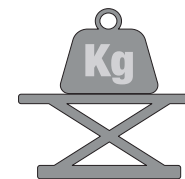


25 liter hydraulic oil, viscosity 32, must be provided by the customer






All models supplied with:  
-1 Set of 4 hard rubber blocks.


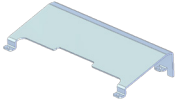
**3.600 KG**



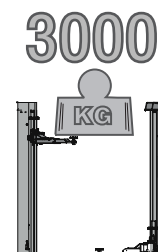
pn	power/supply	description	
0-41106100/15	230V/400V-3PH-50/60HZ	<b>ERCO C636 EF</b> - Red RAL 3002 Orange peel - Capacity 3.600 kg.	
0-41106102/15	230V/1Ph/50Hz	<b>ERCO C636 EF</b> - Red RAL 3002 Orange peel - Capacity 3.600 kg.	
0-41106103/15	230V/1Ph/60Hz	<b>ERCO C636 EF</b> - Red RAL 3002 Orange peel - Capacity 3.600 kg.	
8-41100190		<b>Customization kit</b> for ERCO C636 EF (Compulsory)	

<b>LOW PROFILE DOUBLE SCISSOR LIFTS</b>			
Picture	Description	Code	
<b>COMPULSORY ACCESSORIES FOR ERCO C 362 EF - ERCO C 636 EF</b>			
	<b>Set of masonry screws</b> (8 pcs.) For all models in the range.	8-41100203	
<b>OPTIONAL ACCESSORIES FOR ERCO C632 EF - ERCO C636 EF</b>			
	<b>Crossbar set</b> (2 bars and 4 pads), L=1800 mm.	8-42300047	
IMAGE NOT AVAILABLE	<b>Flush installation frame set</b> (galvanized) for C-line underbody low profile double scissor lifts with flaps <b>(MUST BE COMBINED WITH 8-41100165)</b>	8-41100225	
IMAGE NOT AVAILABLE	<b>Set of long ramps</b> for on-floor version	8-41100207	
	<b>Extensions for pipes 1 mt.</b> (cables and protection cover included)	8-41100159	
	<b>Extensions for pipes 2 mt.</b> (cables and protection cover included)	8-41100160	

## LOW PROFILE DOUBLE SCISSOR LIFTS


Picture	Description	Code	
	<b>Kit of 4</b> rubber blocks height 80 mm.	8-42300027	
IMAGE NOT AVAILABLE	Angle pipe <b>protection cover</b>	8-41100143	
 x4	Support for flaps kit for in-pit installation kit <b>Mandatory for recessed installation</b>	8-41100165	

## ERCO 3002 CBP




Code	Electrical Supply	Description	
0-43102101/15	400V / 3Ph / 50-60Hz	<b>ERCO 3002 CBP</b> chain drive system, asymmetric arms, NON load-bearing base	
0-43102111/15	230 / 3Ph / 50-60Hz	<b>ERCO 3002 CBP</b> chain drive system, asymmetric arms, NON load-bearing base	
8-43100100		Customization kit	


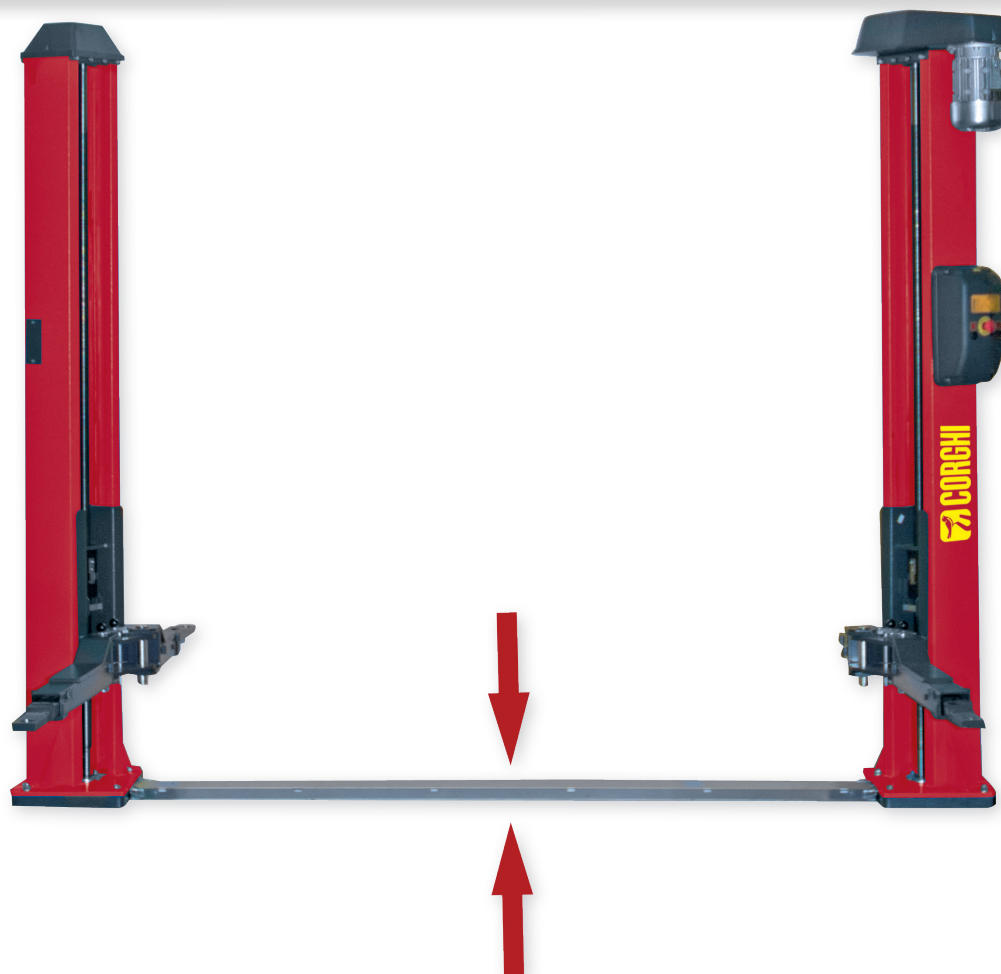
## COMPULSORY ACCESSORIES - ERCO 3002 CBP

Image	Description	Code	
	<p><b>Anchor set (4+4 pezzi)</b></p>	<p>8-43100151</p>	

## OPTIONAL ACCESSORIES - ERCO 3002 CBP

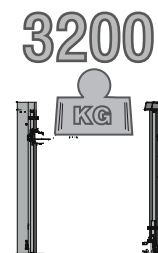
Image	Description	Code	
	<p><b>Pad extension set (4 pcs.)</b> h=150mm</p>	<p>8-43100153</p>	

## ERCO 3212 N



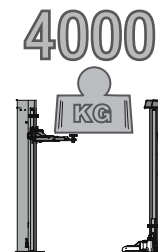
Code	Electrical Supply	Description	
0-43105301/15	230V / 3Ph / 50Hz	<b>ERCO 3212N</b> chain drive system and asymmetric arms	
0-43105300/15	400V / 3Ph / 50Hz	<b>ERCO 3212N</b> chain drive system and asymmetric arms	
0-43105311/15	230V / 3Ph / 50Hz	<b>ERCO 3212N CBP</b> with base, chain drive system and asymmetric arms	
0-43105310/15	400V / 3Ph / 50Hz	<b>ERCO 3212N CBP</b> with base, chain drive system and asymmetric arms	

## ERCO 3222 N CEL




Code	Electrical Supply	Description	
0-43105401/15	230V / 3Ph / 50Hz	<b>ERCO 3222N CEL</b> asymmetric arms, 2 motors and electronic synchronization system	
0-43105400/15	400V / 3Ph / 50Hz	<b>ERCO 3222N CEL</b> asymmetric arms, 2 motors and electronic synchronization system	

## ERCO 4022 N CEL



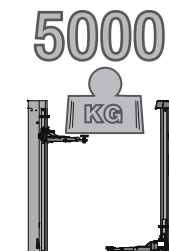
Code	Electrical Supply	Description	
0-43105501/15	230V / 3Ph / 50Hz	<b>ERCO 4022N CEL</b> 2 motors, asymmetric arms, electronic synchronization system.	
0-43105500/15	400V / 3Ph / 50Hz	<b>ERCO 4022N CEL</b> 2 motors, asymmetric arms, electronic synchronization system.	

## ERCO 4022 ELX



Code	Electrical Supply	Description	
0-43101401/15	400V / 3Ph / 50Hz	<b>ERCO 4022N ELX</b> symmetric arms, 2 motors and electronic synchronization system, anchor bolts included.	

## ERCO 5022 CEL



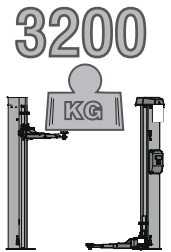
Code	Electrical Supply	Description	
0-43101101/15	400V / 3Ph / 50Hz	<b>ERCO 5022 CEL</b> symmetric arms, 2 motors and electronic synchronization system, anchor bolts included.	

<b>COMPULSORY ACCESSORIES - ERCO 3212N-3222N-4022N-4022 ELX-5022 CEL</b>				ERCO 3212N	ERCO 3212N CBP	ERCO 3222N CEL	ERCO 4022N CEL	ERCO 4022 ELX	ERCO 5022 CEL
Image	Description	Code							
	Ground fixing kit	8-43300182		O	-	-	-	-	-
	Ground fixing kit	8-43300186		-	-	O	-	-	-
	Ground fixing kit	8-43300183		-	O	-	-	-	-
	Ground fixing kit	8-43300184		-	-	-	O	-	-
IMAGE NOT AVAILABLE	3,2 tons <b>short arms kit</b> for FERRARI.	8-43320000		-	-	O	-	-	-

<b>OPTIONAL ACCESSORIES - ERGO 3212N-3222N-4022N-4022 ELX-5022 CEL</b>				ERGO 3212N	ERGO 3212N CBP	ERGO 3222N CEL	ERGO 4022N CEL	ERGO 4022 ELX	ERGO 5022 CEL
Image	Description	Code							
	<b>Complete pad kit</b> for FCA electric cars (1 pc) Ø 60mm, designed for FIAT 500 electric version	8-43100229		○	○	○	○	○	○
	<b>Base kit</b> (To be ordered only in case the floor has not the minimum necessary features and it is not possible to make building works)	8-43300185		○	-	○	-	-	-
	<b>Set of 4</b> extension for pads, H=35 mm	8-43300021		○	○	○	○	○	○
	<b>Set of 4</b> extension for pads, H=80 mm	8-43300014		○	○	○	○	○	○
	<b>Set of 4</b> extension for pads, H=140 mm	8-43300015		○	○	○	○	○	○

<b>OPTIONAL ACCESSORIES - ERCO 3212N-3222N-4022N-4022 ELX-5022 CEL</b>				ERCO 3212N	ERCO 3212N CBP	ERCO 3222N CEL	ERCO 4022N CEL	ERCO 4022 ELX	ERCO 5022 CEL
<b>Image</b>	<b>Description</b>	<b>Code</b>							
	<b>Set of 4</b> adapters for Mercedes Sprinter.	8-43300016		O	O	O	O	O	O
	<b>Set of 4</b> special supports for 4WD vehicles.	8-43300017		O	O	O	O	O	O
	<b>Additional photocell kit</b>	8-43300003		-	-	O	O	O	O
	<b>Roof cable guide</b> for ERCO 3222N CEL H=3840 mm.	8-43300037		-	-	O	-	-	-
	<b>Roof cable guide</b> for ERCO 4022N CEL H=4540 mm.	8-43300036		-	-	-	O	-	-
	<b>Roof cable guide</b> for ERCO 5022 CEL and 4022 ELX H=4540 mm.	8-43300028		-	-	-	-	O	O

## SERIE ERCO H3202



Code	Electrical Supply	Description	
0-43102201/15	400V / 3Ph / 50-60Hz	<b>ERCO H3202 L</b> floor level pipes, arms with three symmetrical telescopic extensions.	
0-43102211/15	230V / 3Ph / 50-60Hz	<b>ERCO H3202 L</b> floor level pipes, arms with three symmetrical telescopic extensions.	
0-43102221/15	230V / 1Ph / 50Hz	<b>ERCO H3202 L</b> floor level pipes, arms with three symmetrical telescopic extensions.	
8-43100101		<b>Customization kit</b>	
0-43102202/15	400V / 3Ph / 50-60Hz	<b>ERCO H3202 LI</b> sunken pipes, arms with three symmetrical telescopic extensions.	
0-43102212/15	230V / 3Ph / 50-60Hz	<b>ERCO H3202 LI</b> sunken pipes, arms with three symmetrical telescopic extensions.	
0-43102222/15	230V / 1Ph / 50Hz	<b>ERCO H3202 LI</b> sunken pipes, arms with three symmetrical telescopic extensions.	
8-43100102		<b>Customization kit</b>	
0-43102203/15	400V / 3Ph / 50-60Hz	<b>ERCO H3202 V</b> overhead pipes, arms with three symmetrical telescopic extensions.	
0-43102213/15	230V / 3Ph / 50-60Hz	<b>ERCO H3202 V</b> overhead pipes, arms with three symmetrical telescopic extensions.	
0-43102223/15	230V / 1Ph / 50Hz	<b>ERCO H3202 V</b> overhead pipes, arms with three symmetrical telescopic extensions.	
0-43102233/15	230V / 1Ph / 60Hz	<b>ERCO H3202 V</b> overhead pipes, arms with three symmetrical telescopic extensions.	
8-43100103		<b>Customization kit</b>	
0-43102204/15	400V / 3Ph / 50-60Hz	<b>ERCO H3202 CBP</b> with NON load-bearing base, arms with three symmetrical telescopic extensions.	
0-43102214/15	230V / 3Ph / 50-60Hz	<b>ERCO H3202 CBP</b> with NON load-bearing base, arms with three symmetrical telescopic extensions.	
0-43102224/15	230V / 1Ph / 50Hz	<b>ERCO H3202 CBP</b> with NON load-bearing base, arms with three symmetrical telescopic extensions.	
8-43100104		<b>Customization kit</b>	

<b>COMPULSORY ACCESSORIES - ERCO H3202 SERIES</b>				ERCO H3202 L	ERCO H3202 LI	ERCO H3202 V	ERCO H3202 CBP
Image	Description	Code					
	<b>Anchor set</b>	8-43100156		O	O	O	-
	<b>Anchor set</b>	8-43100157		-	-	-	O
<b>OPTIONAL ACCESSORIES - ERCO H3202 SERIES</b>							
	<b>Pad extension set</b> (4 pcs.) H = mm 150	8-43100153		O	O	O	O
	<b>Pad extension set</b> (4 pcs.) H = mm 200	8-43100154		O	O	O	O
	<b>Manual emergency descent pump</b>	8-41100103		O	O	O	O

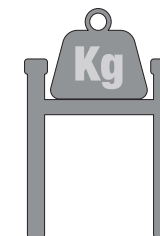
## ERCO HC3502 B



**Main features:**

- Capacity: 3.500 kg.
- Single motor.
- Lifting system: with hydraulic cylinders and synchronisation with wire ropes on the column base.
- Three-stage arms with pads adjustable in height and extensions supplied as standard.
- Minimum lifting height: 95 mm.
- Maximum lifting height: 1.945 mm

**3.500 KG**



pn	power/supply	description	
0-43107500/48	400V/3Ph/50-60Hz	<b>ERCO HC3502 B</b> - Grey RAL 7040 Orange peel - Capacity 3.500 kg.	
0-43107502/48	230V/1Ph/50Hz	<b>ERCO HC3502 B</b> - Grey RAL 7040 Orange peel - Capacity 3.500 kg.	
0-43107503/48	230V/1Ph/60Hz	<b>ERCO HC3502 B</b> - Grey RAL 7040 Orange peel - Capacity 3.500 kg.	
8-43100212		<b>Customization kit</b> for ERCO HC3502 B (Compulsory)	

**OTHER COLORS THAN THE STANDARD ARE NOT CURRENTLY PROVIDED**

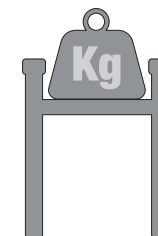
## ERCO HC4502 B



## Main features:






- Capacity: 4.500 kg.
- Single motor.
- Lifting system: with hydraulic cylinders and synchronisation with wire ropes on the column base.
- Three-stage asymmetric arms with pads adjustable in height and extensions supplied as standard.
- Minimum lifting height: 95 mm.
- Maximum lifting height: 1.945 mm

4.500 KG










pn	power/supply	description	
0-43107400/48	400V/3Ph/50-60Hz	<b>ERCO HC4502 B</b> - Grey RAL 7040 Orange peel - Capacity 4.500 kg.	
0-43107402/48	230V/1Ph/50Hz	<b>ERCO HC4502 B</b> - Grey RAL 7040 Orange peel - Capacity 4.500 kg.	
0-43107403/48	230V/1Ph/60Hz	<b>ERCO HC4502 B</b> - Grey RAL 7040 Orange peel - Capacity 4.500 kg.	
8-43100214		<b>Customization kit</b> for ERCO HC4502 B (Compulsory)	


**OTHER COLORS THAN THE STANDARD ARE NOT CURRENTLY PROVIDED**

<b>ELECTRO-HYDRAULIC TWO POST LIFTS</b>			
Picture	Description	Code	
<b>COMPULSORY ACCESSORIES FOR ERCO HC4502 - ERCO HC3502</b>			
	<b>Set of masonry screws</b> (10 pcs.) For all models in the range	8-43100233	
<b>OPTIONAL ACCESSORIES FOR ERCO HC4502 - ERCO HC3502 B</b>			
	<b>Main frame kit RAL7016</b> (To be order in case of location with critical floors).	8-43100222	
	Manual emergency <b>descent pump</b>	8-43100205	
<b>NEW!</b> 	<b>Multi-quick adapter</b>	NX1316064	
<b>NEW!</b> 	<b>Rubber pad</b> for FIAT 500E	NX1316113	

## ELECTRO-HYDRAULIC TWO POST LIFTS


Picture	Description	Code	
	<b>e-car KIT adapter 45°</b> (1 set = 4 pieces)	8-43100275/00	
	<b>Ø55mm Multi-adapter for Ø50mm pick-up</b> , 1 piece	NX1316051	
	<b>Ø55mm insert adapter</b> with Ø29,5mm pin, for Multi-adapter NX1316051, 1 piece (Maserati)	NX1316052	
	<b>Ø55mm insert adapter</b> with 15mm slot, for Multi-adapter NX1316051, 1 piece (Rocker panel pick-up)	NX1316053	
	<b>Ø55mm insert adapter</b> with Ø20mm pin, for Multi-adapter NX1316051, 1 piece (Tesla)	NX1316054	
	<b>Ø55mm insert adapter</b> with beam shape 55x22,5x28 mm for Multi-adapter NX1316051, 1 piece (BMW & Mercedes EQ models)	NX1316055	
	<b>Ø55mm insert adapter</b> with half cylinder shape 55x26x13 mm for Multi-adapter NX1316051, 1 piece (Audi Q8 & Q8 e-tron)	NX1316056	

## ERCO H4002 E SERIES



Code	Electrical Supply	Description
0-43104821/15	230V / 1Ph / 50Hz	<b>ERCO H4002E</b> , arms with two symmetrical telescopic extensions, portal H=3870.
0-43104811/15	230V / 3Ph / 50-60Hz	<b>ERCO H4002E</b> , arms with two symmetrical telescopic extensions, portal H=3870.
0-43104801/15	400V / 3Ph / 50-60Hz	<b>ERCO H4002E</b> , arms with two symmetrical telescopic extensions, portal H=3870.
0-43104921/15	230V / 1Ph / 50Hz	<b>ERCO H4002E-V</b> , arms with two symmetrical telescopic extensions, portal H=4470.
0-43104911/15	230V / 3Ph / 50-60Hz	<b>ERCO H4002E-V</b> , arms with two symmetrical telescopic extensions, portal H=4470.
0-43104901/15	400V / 3Ph / 50-60Hz	<b>ERCO H4002E-V</b> , arms with two symmetrical telescopic extensions, portal H=4470.
0-43105021/15	230V / 1Ph / 50Hz	<b>ERCO H4002E-XV</b> , arms with two symmetrical telescopic extensions, portal H=5070.
0-43105011/15	230V / 3Ph / 50-60Hz	<b>ERCO H4002E-XV</b> , arms with two symmetrical telescopic extensions, portal H=5070.
0-43105001/15	400V / 3Ph / 50-60Hz	<b>ERCO H4002E-XV</b> , arms with two symmetrical telescopic extensions, portal H=5070.

## ERCO H4002 N SERIES

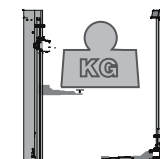


Code	Electrical Supply	Description	
0-43104521/15	230V / 1Ph / 50Hz	<b>ERCO H4002N</b> , arms with three symmetrical telescopic, portal H=3870.	
0-43104511/15	230V / 3Ph / 50-60Hz	<b>ERCO H4002N</b> , arms with three symmetrical telescopic, portal H=3870.	
0-43104501/15	400V / 3Ph / 50-60Hz	<b>ERCO H4002N</b> , arms with three symmetrical telescopic, portal H=3870.	
0-43104621/15	230V / 1Ph / 50Hz	<b>ERCO H4002N-V</b> , arms with three symmetrical telescopic, portal H=4470.	
0-43104611/15	230V / 3Ph / 50-60Hz	<b>ERCO H4002N-V</b> , arms with three symmetrical telescopic, portal H=4470.	
0-43104601/15	400V / 3Ph / 50-60Hz	<b>ERCO H4002N-V</b> , arms with three symmetrical telescopic, portal H=4470.	
0-43104721/15	230V / 1Ph / 50Hz	<b>ERCO H4002N-XV</b> , arms with three symmetrical telescopic, portal H=5070.	
0-43104711/15	230V / 3Ph / 50-60Hz	<b>ERCO H4002N-XV</b> , arms with three symmetrical telescopic, portal H=5070.	
0-43104701/15	400V / 3Ph / 50-60Hz	<b>ERCO H4002N-XV</b> , arms with three symmetrical telescopic, portal H=5070.	






## ERCO H5002 SERIES



5000




Code	Electrical Supply	Description	
0-43102401/15	400V / 3Ph / 50-60Hz	<b>ERCO H5002</b> , arms with three symmetrical telescopic extensions, portal H=3870.	
0-43102411/15	230V / 3Ph / 50-60Hz	<b>ERCO H5002</b> , arms with three symmetrical telescopic extensions, portal H=3870.	
0-43102421/15	230V / 1Ph / 50Hz	<b>ERCO H5002</b> , arms with three symmetrical telescopic extensions, portal H=3870.	
8-43100108		<b>Customization kit</b>	
0-43102402/15	400V / 3Ph / 50-60Hz	<b>ERCO H5002 V</b> , arms with three symmetrical telescopic extension, portal H=4470.	
0-43102412/15	230V / 3Ph / 50-60Hz	<b>ERCO H5002 V</b> , arms with three symmetrical telescopic extension, portal H=4470.	
0-43102422/15	230V / 1Ph / 50Hz	<b>ERCO H5002 V</b> , arms with three symmetrical telescopic extension, portal H=4470.	
8-43100109		<b>Customization kit</b>	
0-43102403/15	400V / 3Ph / 50-60Hz	<b>ERCO H5002 XV</b> , arms with three symmetrical telescopic extension, portal H=5070.	
0-43102413/15	230V / 3Ph / 50-60Hz	<b>ERCO H5002 XV</b> , arms with three symmetrical telescopic extension, portal H=5070.	
0-43102423/15	230V / 1Ph / 50Hz	<b>ERCO H5002 XV</b> , arms with three symmetrical telescopic extension, portal H=5070.	
8-43100110		<b>Customization kit</b>	

<b>COMPULSORY ACCESSORIES - SERIES: ERCO H4002E - H4002N - H5002</b>				ERCO H4002E	ERCO H4002E-V	ERCO H4002E-XV	ERCO H4002N	ERCO H4002N-V	ERCO H4002N-XV	ERCO H5002	ERCO H5002 V	ERCO H5002 XV
Image	Description	Code										
	<b>Anchor set</b>	8-43100158		○	○	○	○	○	○	-	-	-
	<b>Anchor set</b>	8-43100161		-	-	-	-	-	-	○	○	○
	<b>Complete pad kit</b> for FCA electric cars (1 pc) Ø 60mm, designed for FIAT 500 electric version	8-43100229		○	○	○	○	○	○	○	○	○
	<b>Extensions for pads</b> ( 4pcs) H=150 mm	8-43100159		○	○	○	○	○	○	-	-	-
	<b>Extensions for pads</b> ( 4pcs) H=200 mm	8-43100160		○	○	○	○	○	○	-	-	-

## OPTIONAL ACCESSORIES - SERIES: ERCO H4002E - H4002N - H5002

Image	Description	Code										
			ERCO H4002E	ERCO H4002E-V	ERCO H4002E-XV	ERCO H4002N	ERCO H4002N-V	ERCO H4002N-XV	ERCO H5002	ERCO H5002 V	ERCO H5002 XV	
	<b>Manual emergency descent pump</b>	8-41100103	0	0	0	0	0	0	0	0	0	0
	<b>Set of extended height range pads (4pcs) H=80/170 mm</b>	8-43100192	-	-	-	0	0	0	-	-	-	-
IMAGE NOT AVAILABLE	<b>Bar kit stopping ascent.</b>	8-43100193	0	0	0	-	-	-	-	-	-	-
	<b>Column extension set, H=600.</b>	8-43700001/15	-	-	-	0	-	-	-	-	-	-
	<b>Column extension set, H=1200.</b>	8-43700002/15	-	-	-	0	0	-	-	-	-	-
	<b>Column extension set, H=600.</b>	8-43700003/15	0	-	-	-	-	-	-	-	-	-
	<b>Column extension set, H=1200.</b>	8-43700004/15	0	0	-	-	-	-	-	-	-	-
	<b>Column extension set, H=600, to transform the hydraulic 2-post lift from H=4470 to H=5070 and from H=5070 to H=4470</b>	8-43100197/15	-	-	-	-	-	-	-	0	0	-
	<b>Column extension set, H=1200, to transform the hydraulic 2-post lift from H=3870 and H=4470 to H=5070</b>	8-43100200/15	-	-	-	-	-	-	0	0	-	-

## ERCO H5502 XV



Code	Electrical Supply	Description
0-43104101/15	230-400/ 3Ph / 50-60Hz	<b>ERCO H5502 XV</b> Hydraulic 2 post lifts with 4-section support arms, loading capacity 5500 kg

### COMPULSORY ACCESSORIES - H5502 XV

Image	Description	Code	
	Anchor set	8-43100161	

### OPTIONAL ACCESSORIES - H5502 XV

Image	Description	Code	
	Complete pad kit for FCA electric cars (1 pc) Ø 60mm, designed for FIAT 500 electric version	8-43100229	
	CRAFTER kit (recommended)	8-43100183	
	Manual emergency descent pump (recommended)	8-41100103	

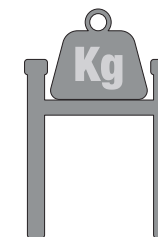
## ERCO HC4002



Main features:  
 -Capacity: 4.000 kg.  
 -Lift height: 3995 - 4220 mm

- Strong bended column with internal reinforcement, 2-part splitted to optimize transport and installation
- Asymmetric installation which grants a wider door opening angle.
- Encapsulated arm rotation locking system with 360-degree toothed engagement, ensuring stability and less maintenance.
- High performant pushing cylinders.
- CE safety stop

**4.000 KG**



**NEW!**

pn	power/supply	description	
0-43110200/1534	400V/3Ph/50-60Hz	<b>ERCO HC4002</b> Hydraulic two post lift, top connection, lifting capacity 4.000 kg	
0-43110201/1534	230V/3Ph/50-60Hz	<b>ERCO HC4002</b> Hydraulic two post lift, top connection, lifting capacity 4.000 kg	
0-43110202/1534	230V/1Ph/50Hz	<b>ERCO HC4002</b> Hydraulic two post lift, top connection, lifting capacity 4.000 kg	
0-43110204/1534	230V/1Ph/60Hz	<b>ERCO HC4002</b> Hydraulic two post lift, top connection, lifting capacity 4.000 kg	
8-43120044		<b>Customization kit</b> ERCO HC4002 compulsory	









## COMPULSORY ACCESSORIES FOR ERGO HC4002

Picture	Description	Code
<b>NEW!</b>	Set of 14 expansion bolts- 140 mm	NX1316030

## OPTIONAL ACCESSORIES FOR ERGO HC4002

Picture	Description	Code
<b>NEW!</b>	Set of 2 base plate extensions	J213-4300000
<b>NEW!</b>	Expansion bolts for base plate	NX1316014
<b>NEW!</b>	Lifting pad single telescopic (78-110 mm)	NX1316006
<b>NEW!</b>	Lifting pad extension 50mm, 1 piece	NX1316010
<b>NEW!</b>	Lifting pad extension 100mm, 1 piece	NX1316011
<b>NEW!</b>	Lifting pad extension 150mm, 1 piece	NX1316016
<b>NEW!</b>	Lifting pad extension 200mm, 1 piece	NX1316017
<b>NEW!</b>	U-shape lifting pad adapter for standard lifting pad, 1 piece	NX1316004
<b>NEW!</b>	Column extension 700mm	J213-4200000
<b>NEW!</b>	Second lowering speed kit	J213-4100000
<b>NEW!</b> 	Multi-quick adapter	NX1316064
<b>NEW!</b> 	Rubber pad for FIAT 500E	NX1316113

## OPTIONAL ACCESSORIES FOR ERCO HC4002

Picture	Description	Code	
	<b>Kit of 4 e-car adapters</b> for ø50 mm pick-up	8-48100075	
	<b>Ø55mm Multi-adapter</b> for Ø50mm pick-up, 1 piece	NX1316051	
	<b>Ø55mm insert adapter</b> with Ø29,5mm pin, for Multi-adapter NX1316051, 1 piece (Maserati)	NX1316052	
	<b>Ø55mm insert adapter</b> with 15mm slot, for Multi-adapter NX1316051, 1 piece (Rocker panel pick-up)	NX1316053	
	<b>Ø55mm insert adapter</b> with Ø20mm pin, for Multi-adapter NX1316051, 1 piece (Tesla)	NX1316054	
	<b>Ø55mm insert adapter</b> with beam shape 55x22,5x28 mm for Multi-adapter NX1316051, 1 piece (BMW & Mercedes EQ models)	NX1316055	
	<b>Ø55mm insert adapter</b> with half cylinder shape 55x26x13 mm for Multi-adapter NX1316051, 1 piece (Audi Q8 & Q8 e-tron)	NX1316056	
 x4	<b>Kit of 4 wheel support adapters</b> excentric pick-up, max. 1000 kg for each adapter for ø50mm pick-up hole	8-48100073	

## ERCO HC4502



**Main features:**

- Capacity: 4.500 kg.
- Possibility of installation in symmetrical or asymmetric version.
- Lifting system: with hydraulic cylinders and synchronisation with wire ropes on the column top.
- Standard height of two-post connection: 4,050 mm.
- Single motor.
- Electro magnet safety release 24V.
- Three-stage symmetric arms with pads adjustable in height and extensions supplied as standard.
- Anticrushing safety bar as standard.
- Minimum lifting height: 100 mm.
- Maximum lifting height: 2.080 mm.

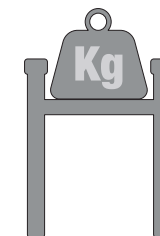
Also available versions (with optional column extension set):

-V: High version specific for vans

(Height of two-post connection: 4,620 mm).

-XV: Extra-above version specific for vans and very high vehicles (Height of two-post connection: 5.220 mm).

**4.500 KG**



pn	power/supply	description
0-43107800/15	400V/3Ph/50-60Hz	<b>ERCO HC4502</b> - Red RAL 3002 Orange peel - Capacity 4.500 kg.
0-43107802/15	230V/1Ph/50Hz	<b>ERCO HC4502</b> - Red RAL 3002 Orange peel - Capacity 4.500 kg.
0-43107803/15	230V/1Ph/60Hz	<b>ERCO HC4502</b> - Red RAL 3002 Orange peel - Capacity 4.500 kg.
8-43100217		<b>Customization kit</b> for ERCO HC4502 (Compulsory)

## ERCO HC5502



### Main features:

- Capacity: 5.500 kg.
- Possibility of installation in symmetrical or asymmetric version.
- Lifting system: with hydraulic cylinders and synchronisation with wire ropes on the column top.
- Standard height of two-post connection: 4,050 mm.
- Single motor.
- Electro magnet safety release 24V.
- Three-stage symmetric arms with pads adjustable in height and extensions supplied as standard.
- Anticrushing safety bar as standard.
- Minimum lifting height: 100 mm.
- Maximum lifting height: 2.080 mm.

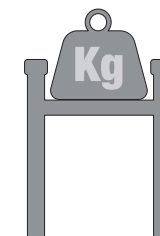
Also available versions (with optional column extension set):

-V: High version specific for vans






(Height of two-post connection: 4,620 mm).

-XV: Extra-above version specific for vans and very high vehicles (Height of two-post connection: 5.220 mm).







**5.500 KG**



pn	power/supply	description	
0-43107700 /15	400V/3Ph/50-60Hz	<b>ERCO HC5502</b> - Red RAL 3002 Orange peel - Capacity 5.500 kg.	
0-43107702/15	230V/1Ph/50Hz	<b>ERCO HC5502</b> - Red RAL 3002 Orange peel - Capacity 5.500 kg.	
0-43107703/15	230V/1Ph/60Hz	<b>ERCO HC5502</b> - Red RAL 3002 Orange peel - Capacity 5.500 kg.	
8-43100216		<b>Customization kit</b> for ERCO HC5502 (Compulsory)	

<b>ELECTRO-HYDRAULIC TWO POST LIFTS</b>			
Picture	Description	Code	
<b>COMPULSORY ACCESSORIES FOR ERCO HC5502 - ERCO HC4502</b>			
	<b>Set of masonry screws</b> (16 pcs.) For all models in the range	8-43100161	
<b>OPTIONAL ACCESSORIES FOR ERCO HC5502 - ERCO HC4502</b>			
	<b>Column extension set</b> L=600mm <b>Column extension set</b> L=1.200 mm	8-43100224/15 8-43100225/15	
	Manual emergency <b>descent pump</b>	8-43100205	
<b>NEW!</b> 	<b>Multi-quick adapter</b>	NX1316064	
<b>NEW!</b> 	<b>Rubber pad</b> for FIAT 500E	NX1316113	

## ELECTRO-HYDRAULIC TWO POST LIFTS

Picture	Description	Code	
	e-car KIT adapter 45° (1 set = 4 pieces)	8-43100275/00	
	Ø55mm Multi-adapter for Ø50mm pick-up, 1 piece	NX1316051	
	Ø55mm insert adapter with Ø29,5mm pin, for Multi-adapter NX1316051, 1 piece (Maserati)	NX1316052	
	Ø55mm insert adapter with 15mm slot, for Multi-adapter NX1316051, 1 piece (Rocker panel pick-up)	NX1316053	
	Ø55mm insert adapter with Ø20mm pin, for Multi-adapter NX1316051, 1 piece (Tesla)	NX1316054	
	Ø55mm insert adapter with beam shape 55x22,5x28 mm for Multi-adapter NX1316051, 1 piece (BMW & Mercedes EQ models)	NX1316055	
	Ø55mm insert adapter with half cylinder shape 55x26x13 mm for Multi-adapter NX1316051, 1 piece (Audi Q8 & Q8 e-tron)	NX1316056	

NEW!

NEW!

## ERCO 4004 SERIES



Code	Electrical Supply	Description	
0-43102501/15	400V / 3Ph / 50-60Hz	<b>ERCO 4004B</b> , low profile, flat runways.	
0-43102511/15	230V / 3Ph / 50-60Hz	<b>ERCO 4004B</b> , low profile, flat runways.	
0-43102521/15	230V / 1Ph / 50Hz	<b>ERCO 4004B</b> , low profile, flat runways.	
8-43100111		<b>Customization kit</b>	
0-43102502/15	400V / 3Ph / 50-60Hz	<b>ERCO 4004B CT</b> , low profile, recessed runways for wheel alignment.	
0-43102512/15	230V / 3Ph / 50-60Hz	<b>ERCO 4004B CT</b> , low profile, recessed runways for wheel alignment.	
0-43102522/15	230V / 1Ph / 50Hz	<b>ERCO 4004B CT</b> , low profile, recessed runways for wheel alignment.	
8-43100112		<b>Customization kit</b>	
0-43103701/15	400V / 3Ph / 50-60Hz	<b>ERCO 4004 W CT</b> , wheel alignment runways.	
0-43103705/15	400V / 3Ph / 50-60Hz	<b>ERCO 4004 W CT</b> , wheel alignment runways, in-PIT VERSION.	
0-43103711/15	230V / 3Ph / 50-60Hz	<b>ERCO 4004 W CT</b> , wheel alignment runways.	
0-43103721/15	230V / 1Ph / 50Hz	<b>ERCO 4004 W CT</b> , wheel alignment runways.	
8-43100178		<b>Customization kit</b>	

## ERCO 5004 SERIES



Code	Electrical Supply	Description	
0-43103801/15	400V / 3Ph / 50-60Hz	<b>ERCO 5004 W</b> , recessed runways for wheel alignment.	
0-43103811/15	230V / 3Ph / 50-60Hz	<b>ERCO 5004 W</b> , recessed runways for wheel alignment.	
0-43103821/15	230V / 1Ph / 50Hz	<b>ERCO 5004 W</b> , recessed runways for wheel alignment.	
8-43100180		<b>Customization kit</b>	
0-43103802/15	400V / 3Ph / 50-60Hz	<b>ERCO 5004 W CT</b> , wheel alignment runways.	
0-43103812/15	230V / 3Ph / 50-60Hz	<b>ERCO 5004 W CT</b> , wheel alignment runways.	
0-43103822/15	230V / 1Ph / 50Hz	<b>ERCO 5004 W CT</b> , wheel alignment runways.	
8-43100179		<b>Customization kit</b>	
0-43109701/15	400V / 3Ph / 50-60Hz	<b>ERCO 5004 CT LT EVO</b> , wheel alignment runways, Lift Table	
0-43109711/15	230V / 3Ph / 50-60Hz	<b>ERCO 5004 CT LT EVO</b> , wheel alignment runways, Lift Table	
0-43109721/15	230V / 1Ph / 50Hz	<b>ERCO 5004 CT LT EVO</b> , wheel alignment runways, Lift Table	

<b>COMPULSORY ACCESSORIES - SERIES: ERCO 4004 - 5004</b>				ERCO 4004B	ERCO 4004B CT	ERCO 4004 W CT	ERCO 5004 W	ERCO 5004 W CT	ERCO 5004 CT LT
Image	Description	Code							
	Anchor set	8-43100162		O	O	O	O	O	O
<b>OPTIONAL ACCESSORIES - SERIES: ERCO 4004 - 5004</b>				ERCO 4004B	ERCO 4004B CT	ERCO 4004 W CT	ERCO 5004 W	ERCO 5004 W CT	ERCO 5004 CT LT
Image	Description	Code							
	Manual emergency descent pump	8-41100103		O	O	O	O	O	O
	Turntables set	8-43100163		-	-	-	O	-	-
	Turntables set H=31 mm	8-43100166		-	O	-	-	-	-

<b>OPTIONAL ACCESSORIES - SERIES: ERCO 4004 - 5004</b>				ERCO 4004B	ERCO 4004B CT	ERCO 4004 W CT	ERCO 5004 W	ERCO 5004 W CT	ERCO 5004 CT LT
Image	Description	Code							
	<b>Pair</b> of car mechanical turntables with ROC Push-mode kit (400x450x50H mm).	8-33100102		-	-	o	-	o	o
IMAGE NOT AVAILABLE	<b>Ramps kit</b> (2 pcs) for « drive-through » installation, length = 900mm	8-43100249		-	-	o	o	o	-
	<b>TPI02 - MT</b> - pneumo-hydraulic scissor lift cross-bar	8-42100120		o	o	o	o	o	o
	<b>Customization kit</b> for TPI02-MT	8-43100164		o	o	o	o	o	o
IMAGE NOT AVAILABLE	<b>Short flaps</b> for drive-over, for recessed 4-post lift, 1 set = 2 pcs	8-43100219		-	-	o	o	o	-

**SERIES: ERGO 500 / 505**



3000



3500



Code	Electrical Supply	Description	
<b>LOADING CAPACITY 3000 KG.</b>			
0-41000200017/1534	400/230V-3Ph-50/60hz	<b>ERGO 500 on-floor installation</b> , with extension runways and double master/slave circuit (oil included)	
0-41000200021/1534	400/230V-3Ph-50/60hz	<b>ERGO 500I in-pit installation</b> , with extension runways and double master/slave circuit (oil included)	
0-41000200019/1534	400/230V-3Ph-50/60hz	<b>ERGO 500F on-floor installation</b> , with runways with flaps and double master slave circuit (oil included)	
0-41000200023/1534	400/230V-3Ph-50/60hz	<b>ERGO 500FI in-pit installation</b> , with runways with flaps and double master slave circuit (oil included)	
<b>LOADING CAPACITY 3500 KG.</b>			
0-41000200025/1534	400/230V-3Ph-50/60hz	<b>ERGO 505 on-floor installation</b> , with extension runways and double master/slave circuit (oil included)	
0-41000200027/1534	400/230V-3Ph-50/60hz	<b>ERGO 505I in-pit installation</b> , with extension runways and double master/slave circuit (oil included)	
0-41000200029/1534	400/230V-3Ph-50/60hz	<b>ERGO 505F on-floor installation</b> , with runways with flaps and double master slave circuit (oil included)	
0-41000200031/1534	400/230V-3Ph-50/60hz	<b>ERGO 505FI in-pit installation</b> , with runways with flaps and double master slave circuit (oil included)	

Should you need a different power supply, neutral version or a special colour combination, or should you not need the oil as standard, kindly refer to the following configurator system : CONFIGURATOR SYSTEM for special configurations

0-410002	CONFIGURATOR UNIQUE CODE	
<b>LOADING CAPACITY 3000 KG.</b>	<b>ERCO500</b>	with extension runways and double master/slave circuit, 230-400V/3PH/50-60Hz
	<b>ERCO500F</b>	with runways with flaps and double master slave circuit , 230-400V/3PH/50-60Hz
<b>LOADING CAPACITY 3500 KG.</b>	<b>ERCO505</b>	with extension runways and double master/slave circuit, 230-400V/3PH/50-60Hz
	<b>ERCO505F</b>	with runways with flaps and double master slave circuit , 230-400V/3PH/50-60Hz

## INSTALLATION MODE

<b>ON-FLOOR</b> Installation	
<b>IN-PIT</b> Installation	
<b>Neutral Version</b>	

## ALTERNATIVE CONFIGURATIONS

<b>Voltage:</b> 230V/1Ph/50-60Hz	
<b>Hydraulic Oil</b>	
<b>Special Color #1:</b> new color instead of usual red color RAL 3002 (grey color RAL 7016 remain unchanged)	
<b>Special Color #2:</b> new colors instead of usual combination red color RAL 3002 + grey color RAL 7016	
<b>Hot dip galvanizing treatment on the lift</b>	
<b>Hot dip galvanizing treatment on accessories</b>	

As a completion of the installation with Neutral Version, one the four accessories highlighted in green color has to be purchased (see "Accessories for completion of Neutral Installation")

## OPTIONAL ACCESSORIES ACCESSORIES FOR COMPLETION OF NEUTRAL INSTALLATION

Image	Description	Code	Erco 500	Erco 500 F	Erco 500 FI	Erco 500 I	Erco 505	Erco 505 F	Erco 505 FI	Erco 505 I
IMAGE NOT AVAILABLE	<b>On-floor installation kit</b> (neutral version) when ordering a lift with extensions	8-41100157	○	-	-	-	○	-	-	-
IMAGE NOT AVAILABLE	<b>In-pit installation kit</b> (neutral version) when ordering a lift with extensions	8-41100155	-	-	-	○	-	-	-	○
IMAGE NOT AVAILABLE	<b>On-floor installation kit</b> (neutral version) when ordering a lift with flaps	8-41100158	-	○	-	-	-	○	-	-
IMAGE NOT AVAILABLE	<b>In-pit installation kit</b> (neutral version) when ordering a lift with flaps	8-41100156	-	-	○	-	-	-	○	-

<b>OPTIONAL ACCESSORIES</b>				Erco 500	Erco 500 F	Erco 500 FI	Erco 500 I	Erco 505	Erco 505 F	Erco 505 FI	Erco 505 I
<b>Image</b>	<b>Description</b>	<b>Code</b>									
	<b>Set of long ramps H=50</b> for on-floor version, for ERCO500 and ERCO505	8-41100208		O	-	-	-	O	-	-	-
	<b>Set of long ramps H=50</b> or on-floor version, for ERCO500F and ERCO505F	8-41100209		-	O	-	-	-	O	-	-
	<b>Extensions for pipes 1 mt.</b> (cables and protection cover included)	8-41100159		O	O	O	O	O	O	O	O
	<b>Extensions for pipes 2 mt.</b> (cables and protection cover included)	8-41100160		O	O	O	O	O	O	O	O
	Angle pipe <b>protection</b> cover	8-41100143		O	O	-	-	O	O	-	-

<b>OPTIONAL ACCESSORIES</b>				ERCO 500	ERCO 500 F	ERCO 500 FI	ERCO 500 I	ERCO 505	ERCO 505 F	ERCO 505 FI	ERCO 505 I
<b>Image</b>	<b>Description</b>	<b>Code</b>									
	Off-the-road <b>vehicle cross bar</b> (2 pcs).	8-42300047		O	O	O	O	O	O	O	O
	<b>Kit of 4 rubber blocks</b> height 80 mm.	8-42300027		O	O	O	O	O	O	O	O
	<b>Kit of 4 rubber blocks</b> height 40 mm.	8-42300028		O	O	O	O	O	O	O	O
	<b>Frame set</b> for ERCO 500I and ERCO 505I	8-41100170					O				O
	<b>Frame set</b> for ERCO 500FI and ERCO 505FI	8-41100169				O				O	
<b>CIVIL WORKS - RESEARCH CODES FOR THE WEBSITE PRIVATE AREA - ONLY FOR IN-PIT VERSIONS</b>											
0-410002ERCO500I											
0-410002ERCO500FI											
0-410002ERCO505I											
0-410002ERCO505FI											

## ERCO C350 B

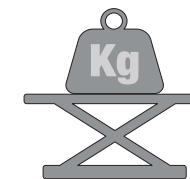


- Main features:
- Capacity: 3.500 kg.
  - Reversible low-profile electrohydraulic scissors lift for cars, SUVs and vans
  - Robust structure of scissors, offering great lateral stability
  - Alignment ensured by two robust anti-torsion bars
  - Hot galvanized base as standard, painted scissors, runways and ramps
  - Start lever from zero position to maximum height







All models supplied with:  
-1 Set of 4 hard rubber blocks.

**3.500 KG**




pn	power/supply	description	
0-41107500/15	230V/400V-3PH-50/60HZ	<b>ERCO C350 B</b>	
0-41107502/15	230V/1Ph/50Hz	<b>ERCO C350 B</b>	
0-41107503/15	230V/1Ph/60Hz	<b>ERCO C350 B</b>	
8-41100227		<b>Customization kit</b> for ERCO C350 B (Compulsory)	

**ELECTRO-HYDRAULIC UNDERBODY SCISSORS TYPE LIFTS FOR ERCO C350 B**

Picture	Description	Code	
<b>COMPULSORY ACCESSORIES FOR ERCO C530 B</b>			
	<b>Anchor kit</b> (8 pcs)	8-41100229	
<b>OPTIONAL ACCESSORIES FOR ERCO C530 B</b>			
	<b>Lift movimentation kit</b>	8-41100228	
	<b>Crossbar kit</b> (2 bars and 4 pads), L= 1800 mm	8-42300047	
	<b>Kit of 4 pads</b> , H=80 mm	8-42300027	

**ERCO 25 TP**




**2500**



Code	Description
0-44100301/16	<b>ERCO 25 TP</b> , lift for cars and light transport vehicles, access ramps and 4 pads included.

**OPTIONAL ACCESSORIES - ERCO 25 TP**

Image	Description	Code	
	<b>Set of 4 revolving arms</b>	8-42600015	

**BL600**

(manual wheel fixing sickle clamp)



600  
KG

**BL300**






(manual wheel fixing sickle clamp)










300  
KG

Code	Electrical Supply	Description	
0-42103802/16	230V / 1Ph / 50Hz	<b>BL600</b>	
0-42103803/16	230V / 1Ph / 60Hz	<b>BL600</b>	
0-42103801/16	230V / 3Ph / 50-60Hz	<b>BL600</b>	
0-42103800/16	400V / 3Ph / 50-60Hz	<b>BL600</b>	
0-42104900/16	AIRHYDRAULIC	<b>BL600 P</b>	

Code	Electrical Supply	Description	
0-42103600/16	Airhydraulic	<b>BL300</b>	

OPTIONAL ACCESSORIES - BL600 - BL300				BL600	BL300
Image	Description	Code			
	<b>PC</b> Pneumatic manual fixing sickle clamp.	8-42600001		O	O
	<b>ML</b> Manual wheel fixing sickle clamp.	8-42600002		O	O
	<b>Pneumatic wheel fixing</b> sickle clamp, pedal operated.	8-42600006		O	O
	<b>Wearproof top</b>	8-42600010		-	O
	<b>Spent oil recovery tank</b>	8-42600011		-	O

<b>OPTIONAL ACCESSORIES - BL600 - BL300</b>				BL600	BL300
<b>Image</b>	<b>Description</b>	<b>Code</b>			
IMAGE NOT AVAILABLE	<b>Spent oil recovery tank</b>	8-42300006		O	-
	<b>Tools holder</b>	8-42600012		-	O
	<b>Support</b> for side stand	8-42300002		O	O
	<b>Fixing belts</b> (pair)	8-42300003		O	O
	<b>Drive-throught kit</b> (only for BL600)	8-42300004		O	-
IMAGE NOT AVAILABLE	<b>In-pit installation kit</b> (only for BL600 electro-hydraulic version)	8-41600017		O	-

<b>OPTIONAL ACCESSORIES - BL600 - BL300</b>				BL600	BL300
<b>Image</b>	<b>Description</b>	<b>Code</b>			
	<b>Set of 4</b> runways side extensions	8-42300008		O	-
	<b>CM300 Stand kit</b> 300 kg capacity	8-45600001		O	O
	<b>Stand kit</b> for CM 300 (4 pcs: 2 long and 2 short)	8-45600005		O	O



Code	Description	
4330010100/16	<b>CA002 CE</b> lifting capacity 2000kg	
4330070000/16	<b>CA118</b> lifting capacity 16000kg	
4330060000/16	<b>CA240</b> lifting capacity 28000kg	
4330080000/16	<b>CA240P</b> lifting capacity 28000kg	
4330040000/16	<b>CA330</b> lifting capacity 60000kg	
4330050000/16	<b>CA440</b> lifting capacity 40000kg	

## ERCO-LE H65-H75-H86 SERIES

**NEW!**



6500  
7500  
8600



Code	Description	
0-43108700/64	<b>ERCO-LE H65</b> Wireless hydraulic mobile column 6.5 ton with adjustable forks	
8-43120038	<b>Customization kit</b> for ERCO-LE H65 compulsory	
0-43108800/64	<b>ERCO-LE H75</b> Wireless hydraulic mobile column 7.5 ton with adjustable forks	
8-43120039	<b>Customization kit</b> for ERCO-LE H75 compulsory	
0-43108900/64	<b>ERCO-LE H86</b> Wireless hydraulic mobile column 8.6 ton with adjustable forks	
8-43120040	<b>Customization kit</b> for ERCO-LE H86 compulsory	

**NOT AVAILABLE FOR USA AND CANADA**

## OPTIONAL ACCESSORIES FOR WIRELESS HYDRAULIC MOBILE COLUMNS

Image	Code	Description	
<b>NEW!</b> 	NX155023001010	<b>Jack stand 12 ton</b>	
<b>NEW!</b> 	NX155023001040	<b>Frame lifting beam</b>	
<b>NEW!</b> 	NX155023001077	<b>Beam kit with trailer adapter</b>	
<b>NEW!</b> IMAGE NOT AVAILABLE	NX155023001098	<b>Additional cable kit (cable + support)</b>	
<b>NEW!</b> IMAGE NOT AVAILABLE	NX155023001099	<b>Additional cable kit (plug socket + cable + support)</b>	
<b>NEW!</b> 	NX155023001072	<b>Beam kit for pick up (only 8600 kg)</b>	

## ERCO-LE 75 SERIES



7500



Code	Electrical Supply	Description
0-43106300/15	400V/3Ph/50Hz	<b>ERCO-LE 75-4 Set of 4</b> electromechanical mobile colums, 7.5 tons
0-43106302/15	230V/3Ph/60Hz	<b>ERCO-LE 75-4 Set of 4</b> electromechanical mobile colums, 7.5 tons
0-43106310/15	400V/3Ph/50Hz	<b>ERCO-LE 75-2 Set of 2</b> electromechanical mobile colums, 7.5 tons (in addition to ERCO-LE 75-4)
0-43106312/15	230V/3Ph/60Hz	<b>ERCO-LE 75-2 Set of 2</b> electromechanical mobile colums, 7.5 tons (in addition to ERCO-LE 75-4)
0-43106330/15	400V/3Ph/50Hz	<b>ERCO-LE 75-4 Set of 4</b> electromechanical mobile colums, 7.5 tons, with adjustable forks
0-43106332/15	230V/3Ph/60Hz	<b>ERCO-LE 75-4 Set of 4</b> electromechanical mobile colums, 7.5 tons, with adjustable forks
0-43106340/15	400V/3Ph/50Hz	<b>ERCO-LE 75-2 Set of 2</b> electromechanical mobile colums, 7.5 tons (in addition to ERCO-LE 75-4) with adjustable forks
0-43106342/15	230V/3Ph/60Hz	<b>ERCO-LE 75-2 Set of 2</b> electromechanical mobile colums, 7.5 tons (in addition to ERCO-LE 75-4) with adjustable forks

**POWER CABLE NOT INCLUDED**





## ERCO-LE 55 SERIES





Code	Electrical Supply	Description
0-43106800/15	400V/3Ph/50Hz	<b>ERCO-LE 55-4 Set of 4</b> electromechanical mobile colume, 5.5 tons.
0-43106802/15	230V/3Ph/60Hz	<b>ERCO-LE 55-4 Set of 4</b> electromechanical mobile colume, 5.5 tons.
0-43106810/15	400V/3Ph/50Hz	<b>ERCO-LE 55-2 Set of 2</b> electromechanical mobile colume, 5.5 tons (in addition to ERCO-LE 55-4)
0-43106812/15	230V/3Ph/60Hz	<b>ERCO-LE 55-2 Set of 2</b> electromechanical mobile colume, 5.5 tons (in addition to ERCO-LE 55-4)
0-43106830/15	400V/3Ph/50Hz	<b>ERCO-LE 55-4 Set of 4</b> electromechanical mobile colume, 5.5 tons, with adjustable forks.
0-43106832/15	230V/3Ph/60Hz	<b>ERCO-LE 55-4 Set of 4</b> electromechanical mobile colume, 5.5 tons, with adjustable forks.
0-43106840/15	400V/3Ph/50Hz	<b>ERCO-LE 55-2 Set of 2</b> electromechanical mobile colume, 5.5 tons (in addition to ERCO-LE 55-4) with adjustable forks.
0-43106842/15	230V/3Ph/60Hz	<b>ERCO-LE 55-2 Set of 2</b> electromechanical mobile colume, 5.5 tons (in addition to ERCO-LE 55-4) with adjustable forks.

**POWER CABLE NOT INCLUDED**

## OPTIONAL ACCESSORIES - ERCO-LE 75 - ERCO-LE 55

Image	Description	Code	
	Complete remote <b>control unit</b>	8-43100208	
	Complete <b>cart</b>	8-43100210/00	
	<b>Extensions</b> for forks 150mm (2cs); for one column	8-43120008	
	<b>Adapters kit</b> for wheels Ø700 to 500 mm (2 pcs); for one column	8-43120009	
	<b>Adapters kit</b> for wheels Ø800 to 700 mm (2 pcs); for one column	8-43120010	
	<b>Adapters kit</b> for wheels Ø900 to 800 mm (2 pcs); for one column	8-43120011	

## OPTIONAL ACCESSORIES - ERCO-LE 75 - ERCO-LE 55

Image	Description	Code	
	<b>Free crossbar wheels, 15 tons</b>	8-43120012	
	<b>Warning light, for one column</b>	8-43120013	
	<b>One small column H 1403/2000 mm, with 70mmscrew, 7.5 tons</b>	8-43120014	
	<b>One small column H 1403/2000 mm, with 70mmscrew, 10 tons</b>	8-43120015	
	<b>10 mt-cable + connection kit for 6 to 8 columns</b>	8-43120016	

## KRATOS 28.0 SERIES



### STANDARD EQUIPMENT ON FLOOR

- 1 hose covering,
- 4 Flex hoses L=8000,
- ONE WAY VERSION 2 ramps + 4 movable boards,
- DRIVE-THROUGH VERSION 4 ramps + 4 movable boards.

### STANDARD EQUIPMENT FLUSH MOUNTED VERSION

- 4 flex hoses L8000,
- 4 movable boards.

### OPTIONAL ACCESSORIES

- Lifting beams,
- Light kit,
- Automatic pit-covering platforms,
- Alignment kit,
- Air kit,
- Anchor bolts kit.

**NEW!**



**18000 KG**  
according to EN1493  
**UP TO 28000 KG**  
with symmetrical loading

Code	Electrical Supply	Description
0-43110600/6464	400V/3PH/50Hz	<b>KRATOS 80/28.0 L8000 ONE WAY</b>
8-42120056		<b>Customization kit 80/28.0 compulsory</b>
0-43110610/6464	400V/3PH/50Hz	<b>KRATOS 80/28.0 L8000 DRIVE-THROUGH</b>
8-42120056		<b>Customization kit 80/28.0 compulsory</b>
0-43110650/6464	400V/3PH/50Hz	<b>KRATOS 80/28.0 L8000 FLUSH MOUNTED DRIVE-THROUGH</b>
8-42120056		<b>Customization kit 80/28.0 compulsory</b>
0-43110700/6464	400V/3PH/50Hz	<b>KRATOS 90/28.0 L9000 ONE WAY</b>
8-42120057		<b>Customization kit 90/28.0 compulsory</b>

**NOT AVAILABLE FOR USA AND CANADA**

Code	Electrical Supply	Description	
0-43110710/6464	400V/3PH/50Hz	<b>KRATOS 90/28.0 L9000 DRIVE-THROUGH</b>	
8-42120057		<b>Customization kit 90/28.0 compulsory</b>	
0-43110750/6464	400V/3PH/50Hz	<b>KRATOS 90/28.0 L9000 FLUSH MOUNTED DRIVE-THROUGH</b>	
8-42120057		<b>Customization kit 90/28.0 compulsory</b>	
0-43110800/6464	400V/3PH/50Hz	<b>KRATOS 100/28.0 L10000 ONE WAY</b>	
8-42120058		<b>Customization kit 100/28.0 compulsory</b>	
0-43110810/6464	400V/3PH/50Hz	<b>KRATOS 100/28.0 L10000 DRIVE-THROUGH</b>	
8-42120058		<b>Customization kit 100/28.0 compulsory</b>	
0-43110850/6464	400V/3PH/50Hz	<b>KRATOS 100/28.0 L10000 FLUSH MOUNTED DRIVE-THROUGH</b>	
8-42120058		<b>Customization kit 100/28.0 compulsory</b>	
0-43110900/6464	400V/3PH/50Hz	<b>KRATOS 110/28.0 L11000 ONE WAY</b>	
8-42120059		<b>Customization kit 110/28.0 compulsory</b>	
0-43110910/6464	400V/3PH/50Hz	<b>KRATOS 110/28.0 L11000 DRIVE-THROUGH</b>	
8-42120059		<b>Customization kit 110/28.0 compulsory</b>	
0-43110950/6464	400V/3PH/50Hz	<b>KRATOS 110/28.0 L11000 FLUSH MOUNTED DRIVE-THROUGH</b>	
8-42120059		<b>Customization kit 110/28.0 compulsory</b>	
0-43111000/6464	400V/3PH/50Hz	<b>KRATOS 118/28.0 L11800 ONE WAY</b>	
8-42120060		<b>Customization kit 118/28.0 compulsory</b>	
0-43111010/6464	400V/3PH/50Hz	<b>KRATOS 118/28.0 L11800 DRIVE-THROUGH</b>	
8-42120060		<b>Customization kit 118/28.0 compulsory</b>	
0-43111050/6464	400V/3PH/50Hz	<b>KRATOS 118/28.0 L11800 FLUSH MOUNTED DRIVE-THROUGH</b>	
8-42120060		<b>Customization kit 118/28.0 compulsory</b>	

## BROOKLYN SERIES

VERSION WITHOUT LIFT TABLE



**brooklyn**

Code	Electrical Supply	Description
0-42114000/15	400V/3PH/50-60Hz	<b>BROOKLYN 10/5,8</b> - electronic synchronization, mechanical safety, flat runways, platforms 5800x850mm, loading capacity 10 tons, on-floor installation
0-42114001/15	230V/3PH/50Hz	<b>BROOKLYN 10/5,8</b> - electronic synchronization, mechanical safety, flat runways, platforms 5800x850mm, loading capacity 10 tons, on-floor installation
0-42114010/15	400V/3PH/50-60Hz	<b>BROOKLYN 10/5,8 I</b> - electronic synchronization, mechanical safety, flat runways, platforms 5800x850mm, loading capacity 10 tons, in-pit installation
0-42114011/15	230V/3PH/50Hz	<b>BROOKLYN 10/5,8 I</b> - electronic synchronization, mechanical safety, flat runways, platforms 5800x850mm, loading capacity 10 tons, in-pit installation

Code	Electrical Supply	Description
0-42114200/15	400V/3PH/50-60Hz	<b>BROOKLYN 10/5,8 CT-PLATE</b> - fitted with recess for plates H=65, electronic synchronization, mechanical safety, flat runways, platforms 5800x850mm, loading capacity 10 tons, on-floor installation .
0-42114201/15	230V/3PH/50Hz	<b>BROOKLYN 10/5,8 CT-PLATE</b> - fitted with recess for plates H=65, electronic synchronization, mechanical safety, flat runways, platforms 5800x850mm, loading capacity 10 tons, on-floor installation
0-42114210/15	400V/3PH/50-60Hz	<b>BROOKLYN 10/5,8 I CT-PLATE</b> - fitted with recess for plates H=65, electronic synchronization, mechanical safety, flat runways, platforms 5800x850mm, loading capacity 10 tons, in-pit installation
0-42114211/15	230V/3PH/50Hz	<b>BROOKLYN 10/5,8 I CT-PLATE</b> - fitted with recess for plates H=65, electronic synchronization, mechanical safety, flat runways, platforms 5800x850mm, loading capacity 10 tons, in-pit installation
0-42114300/15	400V/3PH/50-60Hz	<b>BROOKLYN M/S 20/7,5</b> - volumetric hydraulic system, master slave without mechanical safety, flat runways, platforms 7500mm, loading capacity 20 tons, on-floor installation
0-42114301/15	230V/3PH/50Hz	<b>BROOKLYN M/S 20/7,5</b> - volumetric hydraulic system, master slave without mechanical safety, flat runways, platforms 7500mm, loading capacity 20 tons, on-floor installation
0-42114310/15	400V/3PH/50-60Hz	<b>BROOKLYN M/S 20/7,5 I</b> - volumetric hydraulic system, master slave without mechanical safety , flat runways, platforms 7500mm, loading capacity 20 tons, in-pit installation
0-42114311/15	230V/3PH/50Hz	<b>BROOKLYN M/S 20/7,5 I</b> - volumetric hydraulic system, master slave without mechanical safety, flat runways, platforms 7500mm, loading capacity 20 tons, in-pit installation
0-42114400/15	400V/3PH/50-60Hz	<b>BROOKLYN M/S 20/7,5 PG-M</b> - play detector, volumetric hydraulic system, master slave without mechanical safety, flat runways, platforms 7500mm, loading capacity 20 tons, on-floor installation
0-42114401/15	230V/3PH/50Hz	<b>BROOKLYN M/S 20/7,5 PG-M</b> - play detector, volumetric hydraulic system , master slave without mechanical safety, flat runways, platforms 7500mm, loading capacity 20 tons, on-floor installation
0-42114410/15	400V/3PH/50-60Hz	<b>BROOKLYN M/S 20/7,5 I PG-M</b> - play detector, volumetric hydraulic system, master slave without mechanical safety, flat runways, platforms 7500mm, loading capacity 20 tons, in-pit installation
0-42114411/15	230V/3PH/50Hz	<b>BROOKLYN M/S 20/7,5 I PG-M</b> - play detector, volumetric hydraulic system, master slave without mechanical safety, flat runways, platforms 7500mm, loading capacity 20 tons, in-pit installation
0-42114500/15	400V/3PH/50-60Hz	<b>BROOKLYN M/S 20/9,2</b> - volumetric hydraulic system, master slave without mechanical safety, flat runways, platforms 9200mm, loading capacity 20 tons, on-floor installation
0-42114501/15	230V/3PH/50Hz	<b>BROOKLYN M/S 20/9,2</b> - volumetric hydraulic system, master slave without mechanical safety, flat runways, platforms 9200mm, loading capacity 20 tons, on-floor installation
0-42114510/15	400V/3PH/50-60Hz	<b>BROOKLYN M/S 20/9,2 I</b> - volumetric hydraulic system, master slave without mechanical safety , flat runways, platforms 9200mm, loading capacity 20 tons, in-pit installation

Code	Electrical Supply	Description
0-42114511/15	230V/3PH/50Hz	<b>BROOKLYN M/S 20/9,2 I</b> - volumetric hydraulic system, master slave without mechanical safety , flat runways, platforms 9200mm, loading capacity 20 tons, in-pit installation
0-42114600/15	400V/3PH/50-60Hz	<b>BROOKLYN M/S 20/9,2 PG-M</b> - play detector, volumetric hydraulic system, master slave without mechanical safety, flat runways, platforms 9200mm, loading capacity 20 tons, on-floor installation
0-42114601/15	230V/3PH/50Hz	<b>BROOKLYN M/S 20/9,2 PG-M</b> - play detector, volumetric hydraulic system, master slave without mechanical safety, flat runways, platforms 9200mm, loading capacity 20 tons, on-floor installation
0-42114610/15	400V/3PH/50-60Hz	<b>BROOKLYN M/S 20/9,2 I PG-M</b> - play detector, volumetric hydraulic system, master slave without mechanical safety , flat runways, platforms 9200mm, loading capacity 20 tons, in-pit installation .
0-42114611/15	230V/3PH/50Hz	<b>BROOKLYN M/S 20/9,2 I PG-M</b> - play detector, volumetric hydraulic system, master slave without mechanical safety , flat runways, platforms 9200mm, loading capacity 20 tons, in-pit installation
0-42114700/15	400V/3PH/50-60Hz	<b>BROOKLYN M/S 30/11,25</b> - volumetric hydraulic system, master slave without mechanical safety, flat runways, platforms 11500mm, loading capacity 30 tons, on-floor installation .
0-42114701/15	230V/3PH/50Hz	<b>BROOKLYN M/S 30/11,25</b> - volumetric hydraulic system, master slave without mechanical safety, flat runways, platforms 11500mm, loading capacity 30 tons, on-floor installation
0-42114710/15	400V/3PH/50-60Hz	<b>BROOKLYN M/S 30/11,25 I</b> - volumetric hydraulic system, master slave without mechanical safety , flat runways, platforms 11500mm, loading capacity 20 tons, in-pit installation
0-42114711/15	230V/3PH/50Hz	<b>BROOKLYN M/S 30/11,25 I</b> - volumetric hydraulic system, master slave without mechanical safety , flat runways, platforms 11500mm, loading capacity 30 tons, in-pit installation
0-42114800/15	400V/3PH/50-60Hz	<b>BROOKLYN M/S 30/11,25 PG-M</b> - play detector, volumetric hydraulic system, master slave without mechanical safety, flat runways, platforms 11500mm, loading capacity 30 tons, on-floor installation
0-42114801/15	230V/3PH/50Hz	<b>BROOKLYN M/S 30/11,25 PG-M</b> - play detector, volumetric hydraulic system, master slave without mechanical safety, flat runways, platforms 11500mm, loading capacity 30 tons, on-floor installation
0-42114810/15	400V/3PH/50-60Hz	<b>BROOKLYN M/S 30/11,25 I PG-M</b> - play detector, volumetric hydraulic system, master slave without mechanical safety , flat runways, platforms 11500mm, loading capacity 30 tons, in-pit installation
0-42114811/15	230V/3PH/50Hz	<b>BROOKLYN M/S 30/11,25 I PG-M</b> - play detector, volumetric hydraulic system, master slave without mechanical safety , flat runways, platforms 11500mm, loading capacity 30 tons, in-pit installation
0-42114900/15	400V/3PH/50-60Hz	<b>BROOKLYN M/S 30/13,80</b> - volumetric hydraulic system, master slave without mechanical safety, flat runways, platforms 13800mm, loading capacity 30 tons, on-floor installation
0-42114901/15	230V/3PH/50Hz	<b>BROOKLYN M/S 30/13,80</b> - volumetric hydraulic system, master slave without mechanical safety, flat runways, platforms 13800mm, loading capacity 30 tons, on-floor installation

Code	Electrical Supply	Description
0-42114910/15	400V/3PH/50-60Hz	<b>BROOKLYN M/S 30/13,80 I</b> - volumetric hydraulic system, master slave without mechanical safety , flat runways, platforms 13800mm, loading capacity 30 tons, in-pit installation
0-42114911/15	230V/3PH/50Hz	<b>BROOKLYN M/S 30/13,80 I</b> - volumetric hydraulic system, master slave without mechanical safety , flat runways, platforms 13800mm, loading capacity 30 tons, in-pit installation
0-42115000/15	400V/3PH/50-60Hz	<b>BROOKLYN M/S 30/13,80 PG-M</b> - play detector, volumetric hydraulic system, master slave without mechanical safety, flat runways, platforms 13800mm, loading capacity 20 tons, on-floor installation
0-42115001/15	230V/3PH/50Hz	<b>BROOKLYN M/S 30/13,80 PG-M</b> - play detector, volumetric hydraulic system, master slave without mechanical safety, flat runways, platforms 13800mm, loading capacity 20 tons, on-floor installation .
0-42115010/15	400V/3PH/50-60Hz	<b>BROOKLYN M/S 30/13,80 I PG-M</b> - play detector, volumetric hydraulic system, master slave without mechanical safety , flat runways, platforms 13800mm, loading capacity 20 tons, in-pit installation .
0-42115011/15	230V/3PH/50Hz	<b>BROOKLYN M/S 30/13,80 I PG-M</b> - play detector, volumetric hydraulic system, master slave without mechanical safety , flat runways, platforms 13800mm, loading capacity 20 tons, in-pit installation .
0-42115100/15	400V/3PH/50-60Hz	<b>BROOKLYN M/S 40/15</b> - volumetric hydraulic system, master slave without mechanical safety, flat runways, platforms 15000mm, loading capacity 40 tons, on-floor installation .
0-42115101/15	230V/3PH/50Hz	<b>BROOKLYN M/S 40/15</b> - volumetric hydraulic system, master slave without mechanical safety, flat runways, platforms 15000mm, loading capacity 40 tons, on-floor installation .
0-42115110/15	400V/3PH/50-60Hz	<b>BROOKLYN M/S 40/15 I</b> - volumetric hydraulic system, master slave without mechanical safety, flat runways, platforms 15000mm, loading capacity 40 tons, in-pit installation .
0-42115111/15	230V/3PH/50Hz	<b>BROOKLYN M/S 40/15 I</b> - volumetric hydraulic system, master slave without mechanical safet , flat runways, platforms 15000mm, loading capacity 40 tons, in-pit installation .
0-42115200/15	400V/3PH/50-60Hz	<b>BROOKLYN M/S 40/15 PG-M</b> - play detector, volumetric hydraulic system, master slave without mechanical safety, flat runways, platforms 15000mm, loading capacity 40 tons, on-floor installation .
0-42115201/15	230V/3PH/50Hz	<b>BROOKLYN M/S 40/15 PG-M</b> - play detector, volumetric hydraulic system, master slave without mechanical safety, flat runways, platforms 15000mm, loading capacity 40 tons, on-floor installation .
0-42115210/15	400V/3PH/50-60Hz	<b>BROOKLYN M/S 40/15 I PG-M</b> - play detector, volumetric hydraulic system, master slave without mechanical safety, flat runways, platforms 15000mm, loading capacity 40 tons, in-pit installation .
0-42115211/15	230V/3PH/50Hz	<b>BROOKLYN M/S 40/15 I PG-M</b> - play detector, volumetric hydraulic system, master slave without mechanical safety, flat runways, platforms 15000mm, loading capacity 40 tons, in-pit installation .

**BROOKLYN SERIES**

VERSION WITH LIFT TABLE

**brooklyn**

Code	Electrical Supply	Description	
0-42114100/15	400V/3PH/50-60Hz	<b>BROOKLYN 10/5,8 LT</b> - electronic synchronization, mechanical safety, flat runways, platforms 5800x750+160mm LT , loading capacity 10 tons, on-floor installation	
0-42114101/15	230V/3PH/50Hz	<b>BROOKLYN 10/5,8 LT</b> - electronic synchronization, mechanical safety, flat runways, platforms 5800x750+160mm LT , loading capacity 10 tons, on-floor installation	
0-42114110/15	400V/3PH/50-60Hz	<b>BROOKLYN 10/5,8 I LT</b> - electronic synchronization, mechanical safety, flat runways, platforms 5800x750+160mm LT , loading capacity 10 tons, in-pit installation	
0-42114111/15	230V/3PH/50Hz	<b>BROOKLYN 10/5,8 I LT</b> - electronic synchronization, mechanical safety, flat runways, platforms 5800x750+160mm LT , loading capacity 10 tons, in-pit installation	

## COMPULSORY ACCESSORIES - BROOKLYN

Image	Description	Code	
IMAGE NOT AVAILABLE	<b>TRUCK RP 10T kit</b> - floor ramps (2 pcs) for all 10/5,8 ton lifts, included LT and CT Plate on-floor versions	8-42100187/00	
IMAGE NOT AVAILABLE	<b>TRUCK RP 20/30/40T kit</b> - floor ramps (2 pcs) for all 20/7,5-20/9,2-30/11,25-30/13,8-40/15 lifts, included PG-M on-floor version	8-42100188/00	
IMAGE NOT AVAILABLE	<b>TRUCK FP kit</b> - flaps (2 pcs) for all in-pit lifts (1 versions)	8-42100189/00	
IMAGE NOT AVAILABLE	<b>TRUCK SP kit</b> - wheel block (2 pcs) for all lifts, both on-floor and in-pit versions	8-42100190/00	

**OPTIONAL ACCESSORIES - BROOKLYN**

Description	Code	
<b>TRUCK TUB-10</b> , pipes extention kit for control unit, 2mt for 10T version	8-42100191	
<b>TRUCK TUB-10LT</b> , pipes extention kit for control unit, 2mt for 10T LT version	8-42100192	
<b>TRUCK TUB-20</b> , pipes extention kit for control unit, 2mt for 20T version	8-42100195	
<b>TRUCK TUB-30</b> , pipes extention kit for control unit, 2mt for 30T version	8-42100196	
<b>TRUCK TUB-40</b> , pipes extention kit for control unit, 2mt for 40T version	8-42100197	
<b>TRUCK TUB-10</b> , pipes extention kit for control unit, 4mt for 10T version	8-42100198	
<b>TRUCK TUB-10LT</b> , pipes extention kit for control unit, 4mt for 10T LT version	8-42100199	
<b>TRUCK TUB-20</b> , pipes extention kit for control unit, 4mt for 20T version	8-42100202	
<b>TRUCK TUB-30</b> , pipes extention kit for control unit, 4mt for 30T version	8-42100203	
<b>TRUCK TUB-40</b> , pipes extention kit for control unit, 4mt for 40T version	8-42100204	
<b>TRUCK TUB-PG-M</b> , pipes extention kit for control unit, 2mt for PG-M version	8-42100205	
<b>TRUCK TUB-PG-M</b> , pipes extention kit for control unit, 4mt for PG-M version	8-42100206	
<b>TRUCK</b> lighting system, 4 led tubes	8-42100207	
<b>TRUCK</b> lighting system, 6 led tubes	8-42100208	
<b>TRUCK RC</b> - 10mt remote control kit	8-42100209	
<b>PROT</b> Antioxidant protection treatment (on quotation)	8-42100145T	





**NEXION S.p.A.**  
Strada Statale 468 n° 9 - 42015 CORREGGIO - R.E. - ITALY  
Tel. +39 0522 639.111 - Fax +39 0522 639.150 - [www.corgchi.com](http://www.corgchi.com) - [info@corgchi.com](mailto:info@corgchi.com)



To protect the planet and reduce paper usage, our catalogues are viewable online at the website [www.corgchi.com](http://www.corgchi.com). Printing responsibly contributes to saving the environment.

The manufacturer reserves the right to modify the features of its products at any time.  
Code DPCG000245\_1E\_EX\_01-2026